



MORE POWERPARTS  
WWW.KTM.COM



READY TO RACE  
» www.ktm.com

FOR INNOVATIONS SEE

WWW.KTM.COM

Always consult your local authorized KTM dealer for the range of conversion parts, replacement parts necessary mounting parts, as well as any and all part options for your particular KTM model.

KTM IS NOT RESPONSIBLE FOR IMPROPER INSTALLATION OR USE OF THESE PRODUCTS. Please follow all instructions provided. Professional advice and proper installation of the KTM\_PowerParts by an authorized KTM dealer are essential to provide maximum safety and function.

KTM North America reserves the right to alter or discontinue without replacement, equipment, technical details, colors, pricing, materials, services, service work, etc. without notice and without reason, as well as cease production of certain models without prior notice. For this reason we recommend you ask your local authorized KTM dealer for further information before ordering or purchasing a specific model. KTM North America accepts no liability for printing errors.

LEGAL DISCLAIMER  
The riders illustrated are professional motorcycle riders and should not be emulated. The photos were taken on a closed racing circuit or closed roads. KTM draws to the attention of all motorcycle riders that they should abide by all traffic laws and regulations, that they should wear the recommended protective clothing and always ride in a responsible way. Some photos feature European Spec motorcycles


POWERPARTS STREET 2015

READY TO RACE  
» www.ktm.com

KTM POWERPARTS STREET 2015



ART. NR.: 3.12.623EAB



© 2015, KTM Sportmotorcycle AG

Photos: R. Schedl, H. Mitterbauer, A. Barbanti, D. Ruz, G. Harford, Brian J. Nelson, Juan Sanz 2012



KTM NORTH AMERICA INC.  
1119 Milan Ave Amherst, OH 44011  
38429 Innovation Court Murrieta, CA 92563  
1375-1 Marie Victorian, St. Bruno, Quebec  
J3V 6B7  
www.ktm.com



f /ktmusa  
f /ktmcanada t /ktm\_canada

KTM POWERPARTS







1  
2  
3  
4  
5  
6  
7  
8



## 390 DUKE

- » BRAKE BLEEDER SCREW (780.13.920.000)
- » HEADLIGHT MASK (901.08.904.044)
- » GRAPHICS KIT "FACTORY" (906.08.999.200)
- » HANDBRAKE CYLINDER COVER (765.13.903.000)
- » ALUMINUM HANDGUARDS (901.02.979.244/30)
- » CLUTCH LEVER FOLDABLE AND ADJUSTABLE (905.02.931.044)
- » BRAKE LEVER FOLDABLE AND ADJUSTABLE (905.13.950.044)
- » ENGINE GUARDS (906.12.968.033/04)
- » FOOT PEGS "RACING" (901.03.940.044/33/S)
- » LICENSE PLATE HOLDER SHORT (901.08.914.044)

1  
2  
3  
4  
5  
6  
7  
8



901.08.915.044 **CLOSED COURSE USE ONLY**  
390 DUKE 15



LICENSE PLATE HOLDER SHORT



901.07.011.000  
390 DUKE 15

TANK PAD



901.07.909.000  
390 DUKE 15

TANK CAP STICKER



901.07.914.000  
390 DUKE 15

TANK PROTECTION STICKER

Lasting protection for the paintwork at areas of the fuel tank subject to heavy wear.  
» Made from a high quality, elastic base film  
» Structured surface for better grip  
» No more unsightly scratches or matt areas on the tank



901.14.941.044  
390 DUKE 15

ILLUMINATION KIT

LED strip that can be attached anywhere you want on the bike. Supplies the completely cool look for racing at night. Provides a unique look when riding at night.

906.08.999.200  
390 DUKE 15

GRAPHICS KIT "FACTORY"  
Without rim sticker set.



906.08.999.000  
390 DUKE 15

GRAPHICS KIT "RACE"



Black plastic part as a base for our PowerParts graphics kits and for individual painting. Use the following colors for true KTM style:  
» orange – RAL 2009  
» black – RAL 9005  
» white – RAL 9003  
Supplied unpainted.

901.08.002.000  
390 DUKE 15

HEADLIGHT MASK LEFT

901.08.041.000  
390 DUKE 15

REAR END TOP SECTION LEFT

901.08.003.000  
390 DUKE 15

HEADLIGHT MASK RIGHT

901.08.042.000  
390 DUKE 15

REAR END TOP SECTION RIGHT

902.08.020.000  
390 DUKE 15

UNDER-ENGINE FAIRING

901.08.049.000  
390 DUKE 15

TANK COVER



905.13.931.044  
390 DUKE 15

**CLUTCH LEVER GUARD "RACE STYLE"**

- Familiar from MotoGP and our AMA SuperBike factory bikes:
- » Protects the lever in the event of unintentional ground contact
  - » No unintentional lever actuation in the event of contact with another rider/vehicle
  - » Simple exchange with the standard handlebar weight
  - » Lever guard made from unbreakable plastic
  - » Handlebar fitting made from high-grade cast aluminum
  - » Plastic guard can be replaced individually

905.13.932.044  
390 DUKE 15

**BRAKE LEVER GUARD "RACE STYLE"**



905.13.950.044  
390 DUKE 15

**FOLDABLE AND ADJUSTABLE BRAKE LEVER**

- Our PowerParts levers are a visual highlight with technical and ergonomic added value.
- » CNC-machined from high-strength aluminum
  - » Tough black anodized surface finish
  - » Lever can fold away upwards in the event of a minor crash
  - » Adjustable grip width



Made from high-grade aluminum and finished with an abrasion-resistant anodized coating, KTM CNC parts replace your KTM's standard cover, creating an outstanding, virtually indestructible visual highlight.

905.02.931.044  
390 DUKE 15

**FOLDABLE AND ADJUSTABLE CLUTCH LEVER**



901.02.979.344 / 04   
901.02.979.044 / 28   
901.02.979.344 / 30   
390 DUKE 15

**HANDGUARDS TALL**

Mounting hardware included.



901.02.979.444 / 04   
901.02.979.444 / 28   
901.02.979.444 / 30   
390 DUKE 15

**HANDGUARDS LOW**

Mounting hardware included.



901.02.979.244 / 04   
901.02.979.244 / 28   
901.02.979.244 / 30   
390 DUKE 15

**ALUMINUM HANDGUARDS**

Extremely stable aluminum helps prevent broken levers if the bike should ever fall over. Mounting hardware included.

HIGHLIGHT

772.30.002.060 / 04 **NEW**  
390 DUKE 15

**FACTORY IGNITION COVER PLUG**



765.13.903.000  
390 DUKE 15

**HANDBRAKE CYLINDER COVER**



750.38.041.100  
390 DUKE 15

**FACTORY OIL FILTER COVER**



901.13.930.144  
390 DUKE 15

**REAR BRAKE RESERVOIR CAP**

Including remote reservoir





**601.12.035.000**  
390 DUKE 15

**ALARM SYSTEM**

The KTM PowerParts alarm has been tried and tested to be one of the best on the market.

The benefits at a glance:

- » Plug & play system – wiring harness ready for fitting
- » Fail-safe, dual-circuit immobiliser
- » Integrated microchip motion sensor
- » Stowage compartment under seat protected additionally with a reed switch
- » Two watertight, anti-scan radio transmitters with rolling code

Note:

- » Mounting kit 901.12.935.100 is required for installation.



**901.12.916.044**  
390 DUKE 15

**BRACKET FOR U-LOCK**

The practical bracket for fixing the U-lock 600.12.016.000 permanently to your bike. Black powder-coated.



**901.12.935.100**  
390 DUKE 15

**ALARM SYSTEM MOUNTING KIT**



**902.12.932.000**  
390 DUKE 15

**RADIAL ROADLOK**

Patented RoadLoK technology provides you with the most effective and elegant option for protecting your KTM from theft.

The benefits at a glance:

- » Lock body machined from high-grade aluminum
- » Premium quality, orange anodized surface finish
- » Bolted directly to the brake calliper
- » High-strength steel pin slides directly into the holes in the brake disc
- » No vehicle movement possible when locked
- » No dismantling possible when locked



**901.11.942.044**  
390 DUKE 15

**POWER OUTLET KIT**

Power supply for navigation system or any other use.



**620.12.092.044**  
390 DUKE 15

**MOUNTING FOR GPS BRACKET**

Universally applicable option for mounting the GPS bracket.



**HIGHLIGHT**

**760.12.992.044**  
390 DUKE 15

**NEW**

**MOUNTING FOR GPS BRACKET**

Simple fitting on every original KTM handlebar clamp by means of a cushioned support. Provides the opportunity of attaching an electric socket and securing the navigation system together with its bracket against theft. If you want to lock your sat-nav securely, you'll also need one of the PowerParts GPS brackets.



**902.07.947.000**  
390 DUKE 15

**PASSENGER ERGO SEAT**



**902.07.940.000**  
390 DUKE 15

**ERGO SEAT**

- New styling, greater comfort and more sporty look:
- » Optimized shape: narrower at the front for better control thanks to more contact with the vehicle
  - » Special foam (3D structural mesh) with inbuilt tunnel form for even pressure distribution
  - » Seat height +20 mm





901.08.904.044

390 DUKE 15

**HEADLIGHT MASK**

Small headlight mask for an aggressive street-fighter look. Supplied with enclosed decal.



901.07.940.044

390 DUKE 15

**PASSENGER SEAT COVER**

Racing look in a matter of seconds; no tools required. The racing look is rounded off perfectly with:  
 » Silencer bracket 906.05.984.144  
 » Akrapovic slip-on silencer 908.05.999.000

902.12.968.033 / 04

390 DUKE 15

902.12.968.033 / 33

390 DUKE 15

**ENGINE GUARDS**

Plastic-coated tubular steel bars attach securely to the frame to protect all the important parts on your DUKE.



901.09.945.000

390 DUKE 11-15

**FRONT SLIDE PADS**

Helps protect the fork from damage in the event of a minor crash.



901.04.960.044

390 DUKE 11-15

**STAINLESS STEEL CHAINGUARD**



901.10.945.000

390 DUKE 15

**REAR SLIDE PADS**

Helps protect the swingarm in the event of a minor crash. Cannot be used in combination with PowerParts silencer 908.05.999.000



901.03.940.044 / 01S

390 DUKE 11-15

901.03.940.044 / 33S

390 DUKE 11-15

**FOOT PEGS "RACING"**





**NEW**

- 905.10.951.042/04 ALUMINUM Z42
- 905.10.951.043/04 ALUMINUM Z43
- 905.10.951.044/04 ALUMINUM Z44
- 905.10.951.045/04 ALUMINUM Z45
- 905.10.951.046/04 ALUMINUM Z46

**REAR SPROCKET ORANGE**

The features:

- » Manufactured from high-strength 7075-T6 aluminum – the world's strongest aluminum



611.09.099.000 FRONT **NEW**

390 DUKE 15

611.09.099.000/20 REAR **NEW**

390 DUKE 15

**RIM STICKER SET**

Pre-cut sticker, suitable for front and rear rim.



613.09.999.000 FRONT **NEW**

390 DUKE 15

**RIM STICKER SET**

New, three-colored design

- » Set for front and rear wheel
- » Pre-cut stickers



503.10.800.118/04 5/8 x 1/4 (520)

390 DUKE 15

**CHAIN Z-RING**

DO YOU KNOW about the differences and benefits of a Z-ring chain compared with an O-ring chain?

- » The Z-ring has 4 contact points in contrast to 2 contact points with the O-ring version
- » This leads to better running characteristics for the Z-ring chain
- » The spring effect of the Z-ring guarantees consistent and permanent lubrication
- » This means a significantly longer service life for the Z-ring or X-ring chain
- » The Z-ring also provides a better seal against penetration by water and dirt when compared to standard o-ring chains



908.09.960.044 FRONT **NEW**

390 DUKE 15

**WAVE BRAKE DISC 320 MM**

» 320 mm diameter/5 mm thick

- » Black anodized inner ring

902.09.960.000 FRONT **NEW**

390 DUKE 15

**WAVE BRAKE DISC 300 MM**

» 300 mm diameter/5 mm thick

- » Black anodized inner ring

780.13.920.000 FRONT **NEW**

390 DUKE 15

770.13.920.000 REAR **NEW**

390 DUKE 15

**FRONT BRAKE BLEEDER SCREW**

Bleeding the brakes or changing the brake fluid is completed in a matter of seconds. The internal valve prevents air from forcing its way back into the system on releasing the brake lever. Supplied with an anodized dust cap.



906.05.984.144 FRONT **NEW**

390 DUKE 15

**BRACKET FOR AKRAPOVIC SLIP-ON SILENCER**

Uncompromising racing look for your KTM, without any passenger footrests:

- » Manufactured from high-strength, durable steel
- » Extremely light and torsion resistant
- » Suitable for Akrapovic slip-on silencer 908.05.999.000
- » Fitted to the passenger foot peg mounting points
- » Visually ideal in combination with passenger seat cover 901.07.940.044



908.05.999.000 FRONT **NEW**

390 DUKE 15

CLOSED COURSE USE ONLY



**AKRAPOVIC SLIP-ON SILENCER**

This Akrapovic slip-on silencer is a match in terms of material and workmanship for the high-end silencers on larger bikes. High-quality looks, improved sound and simple installation.

- » Stainless steel outer skin and internal parts: optimum mix of weight savings and durability
- » Slip-on silencer including pre-silencer



902.12.955.044 FRONT **NEW**

390 DUKE 15

**LOW CHASSIS KIT**

25 mm lower seat height with unchanged ride dynamics.





600.12.978.000  
390 DUKE 15

**REAR BAG**

Bag with Quicklock system for easy mounting. The volume of the bag can be varied between 3.2 gal and 4.75 gal. Carrier plate 901.12.927.044 is also required for mounting.



613.12.978.000  
390 DUKE 15

**REAR BAG SMALL**

Small items, such as mobile phone, wallet, keys, etc., are taken care of perfectly. Simple fitting with straps on the passenger seat. The benefit: No difficult-to-fit carriers that spoil the slender rear profile of the bike. With the rear bag attached, the bike can only be used as a single seater. Capacity 2.6 gal–8 gal.

601.12.915.044  
390 DUKE 15

**HELMET LOCK AND DRY BAG**

This little package contains all you need for securing your helmet safely on your KTM. Steel cable, number lock and a waterproof bag for your helmet.



750.12.919.000  
390 DUKE 15


**TANK BAG**

- The ideal companion for every tour:
- » Manufactured from durable nylon, with abrasion-resistant edging made from reflective material
  - » Extremely robust, all-round zip fasteners
  - » Map pocket, individual compartments
  - » Attached with sturdy soft straps
  - » Max. volume 4.75 GAL
  - » Scope of supply: raincover and shoulder strap included

901.08.965.000  
390 DUKE 15

**TOURING WINDSCREEN**

We recommend the touring windscreen for longer trips. Provides improved protection from the wind.



901.12.927.044  
390 DUKE 15

**CARRIER PLATE**

This carrier plate is the base for mounting our rear bag 600.12.978.000 or our 12.2 gal | 600.12.027.600 or 12.7 gal 620.12.927.000| 04| 28| 30 top cases.



902.12.912.044  
390 DUKE 15

**SIDE BAG CARRIER**



760.12.925.000  
390 DUKE 15

**SIDE BAG SET**

- Our newly developed and styled side bags provide sufficient stowage space for both short weekend tours and long holiday tours.
- » Integrate perfectly into the vehicle design
  - » No restrictions for the passenger; sufficient space for their legs
  - » Volume per side: 4.75 gal
  - » Includes waterproof inner bags
  - » Side bag carrier 902.12.912.044 not included in scope of supply



620.12.927.000/04



NEW

620.12.927.000/28



NEW

620.12.927.000/30



NEW

390 DUKE 15

**TOPCASE**

- With 12.7 gallons of storage space, this top case easily stows two full-face helmets. It makes use of a practical press-lock system and a combination lock for opening the cover and releasing the fastening. Dimensions 24 in x 18 in x 12 in  
Volume 12.7 gal
- » Carrier plate is required for assembly: 901.12.927.044
  - Options available:
  - » Backrest for Top Case 620.12.027.052





## RC 390

- » FRONT SLIDE PADS (901.09.945.000)
- » WINDSCREEN "RACING BUBBLE" (905.08.908.044)
- » CLUTCH LEVER GUARD "RACE STYLE" (905.13.931.044)
- » BRAKE LEVER GUARD "RACE STYLE" (905.13.932.044)
- » GRAPHICS KIT "RACE" (902.08.999.000)
- » RACE SOLO SEAT (905.08.918.044)
- » FIBERGLASS UNDER-ENGINE FAIRING (905.08.920.044)
- » ADJUSTABLE REAR SET (908.03.937.144)
- » AKRAPOVIC SLIP-ON SILENCER (908.05.999.000)
- » BRACKET FOR AKRAPOVIC SLIP-ON SILENCER (908.05.984.044)



Made from high-grade aluminum and finished with an abrasion-resistant anodized coating, KTM CNC parts replace your KTM's standard cover, creating an outstanding, virtually indestructible visual highlight.

765.13.903.000  
RC 390 15

**HANDBRAKE CYLINDER COVER**



750.38.041.100  
RC 390 15

**FACTORY OIL FILTER COVER**



901.13.930.144  
RC 390 15

**REAR BRAKE RESERVOIR CAP**  
Including remote reservoir



613.09.999.000  
RC 390 15

**RIM STICKER SET**

New, three-colored design  
» Set for front and rear wheel  
» Pre-cut stickers



772.30.002.060/04  
RC 390 15


**FACTORY IGNITION COVER PLUG**



901.09.945.000  
RC 390 15

**FRONT SLIDE PADS**


Helps protect the fork from damage in the event of a minor crash.



901.10.945.000  
RC 390 15

**REAR SLIDE PADS**

Helps protect the swingarm in the event of a minor crash. Cannot be used in combination with PowerParts silencer 908.05.999.000.



This Akrapovic slip-on silencer is a match in terms of material and workmanship of the high-end silencers on larger bikes. High-quality looks, improved sound and simple installation.  
» Stainless steel outer skin and internal parts: optimum mix of weight savings and durability

908.05.999.000 **CLOSED COURSE USE ONLY**  
RC 390 15

**AKRAPOVIC SLIP-ON SILENCER**

» Slip-on silencer including pre-silencer  
» More torque and power in the mid rev range, approx. +5 hp  
» Includes recommended engine map specs (to be installed by a authorized KTM Dealer)



908.05.984.044 **NEW**  
RC 390 15

**BRACKET FOR AKRAPOVIC SLIP-ON SILENCER**

Uncompromising racing look for your KTM, without any passenger footrests:  
» Manufactured from high-strength, durable steel  
» Extremely light and torsion resistant  
» Suitable for Akrapovic slip-on silencer 908.05.999.000  
» Fitted to the passenger foot peg mounting points  
» Visually ideal in combination with passenger seat cover 901.07.940.044





902.08.999.000  
RC 390 15

GRAPHICS KIT "RACE"



902.08.999.100  
RC 390 15

GRAPHICS KIT "NEON"



905.13.931.044  
RC 390 15

**CLUTCH LEVER GUARD "RACE STYLE"**

Familiar from MotoGP and our AMA SuperBike factory bikes:

- » Protects the lever in the event of unintentional ground contact
- » No unintentional shifting in the event of contact with another rider/vehicle
- » Simple exchange of the standard handlebar weight
- » Lever guard made from unbreakable plastic
- » Handlebar fitting made from high-grade cast aluminum
- » Plastic guard is replaceable individually



905.13.932.044  
RC 390 15

**BRAKE LEVER GUARD "RACE STYLE"**



905.02.931.044  
RC 390 15

**FOLDABLE AND ADJUSTABLE CLUTCH LEVER**

Our PowerParts levers are a visual highlight with technical and ergonomic added value.

- » CNC-machined from high-strength aluminum
- » Tough black anodized surface finish
- » Lever can fold away upwards in the event of a minor crash
- » Adjustable grip width

905.13.950.044  
RC 390 15

**FOLDABLE AND ADJUSTABLE BRAKE LEVER**



905.07.914.000/30  
RC 390 15

**TANK PROTECTION STICKER**

Lasting protection for the paintwork at areas of the fuel tank subject to heavy wear.

- » Made from a high quality, elastic base film
- » Structured surface for better grip
- » No more unsightly scratches or matt areas on the tank

905.07.914.000/99  
RC 390 15 **NEW** TRANSPARENT

**TANK PROTECTION STICKER**





**503.10.800.118/04** **NEW** 5/8 x 1/4 (520)  
RC 390 15

**CHAIN Z-RING**  
DO YOU KNOW about the differences and benefits of a Z-ring chain compared with an O-ring chain?  
» The Z-ring has 4 contact points in contrast to 2 contact points with the O-ring version  
» This leads to better running characteristics for the Z-ring chain  
» The spring effect of the Z-ring guarantees consistent and permanent lubrication  
» This means a significantly longer service life for the Z-ring or X-ring chain  
» The Z-ring also provides a better seal against penetration by water and dirt when compared to standard o-ring chains

**902.12.932.000**  
RC 390 15



**RADIAL ROADLOK**  
Patented RoadLoK technology provides you with the most effective and elegant option for protecting your KTM from theft.  
All the benefits at a glance:  
» Lock body machined from high-grade aluminum  
» Premium quality, orange anodized surface finish  
» Bolted directly to the brake calliper  
» High-strength steel pin slides directly into the holes in the brake disc  
» No vehicle movement possible when locked  
» No dismantling possible when locked

- 905.10.951.042/04** ALUMINUM Z42
- 905.10.951.043/04** ALUMINUM Z43
- 905.10.951.044/04** ALUMINUM Z44
- 905.10.951.045/04** ALUMINUM Z45
- 905.10.951.046/04** ALUMINUM Z46  
RC 390 15

**ALUMINUM REAR SPROCKET**  
The features:  
» Manufactured from high-strength 7075-T6 aluminum – the world's strongest aluminum  
» Outstanding wear properties – hence extremely long service life  
It's only real if there's a 7075 on it!

The highest quality base materials for more braking power without fading: greater safety in all conditions.  
» Manufactured from rustless, stainless steel  
» Floating mounting: no distortion, no brake judder  
» Precise pressure point throughout the entire temperature range  
» Compatible with Radial RoadLoK 902.12.932.000

**908.09.960.044** **NEW**  
RC 390 15

**WAVE TYPE BRAKE DISC 320 MM**  
» 320 mm diameter/5 mm thick

**902.09.960.000**  
RC 390 15

**WAVE TYPE BRAKE DISC 300 MM**  
» 300 mm diameter/5 mm thick



**HIGHLIGHT**

**770.13.920.000** **NEW** REAR  
RC 390 15

**780.13.920.000** **NEW** FRONT  
RC 390 15

**BRAKE BLEEDER SCREW**  
Bleeding the brakes or changing the brake fluid is completed in a matter of seconds, even on your own: First replace the original bleeder screw on the brake calliper with this new bleeder screw equipped with a check valve. When changing the brake fluid or bleeding the system, simply release the screw on the check valve by a half turn and pump the brake fluid through the system with the brake lever. The valve prevents air from forcing its way back into the system on releasing the brake lever. Supplied with an anodized dust cap.







**908.03.937.144**  
RC 390 15

**ADJUSTABLE REAR SET**

Racing look and feel, this is what our CNC rear set offers:

- » Fully adjustable rear set: 3 foot peg positions
- » CNC-machined from high-grade aircraft aluminum
- » Premium quality, hard-anodized surface finish
- » Inverted shifting scheme possible



**905.08.920.044**  
RC 390 15

**FIBERGLASS UNDER-ENGINE FAIRING**

Fiberglass under-engine fairing meeting FIM regulations. Fitted to the standard attachment points.

- » Graphics sold separately



**905.08.918.044**  
RC 390 15

**RACE SOLO SEAT**

The perfect solution for track days or simple pure racing look. The PowerParts race solo seat supplies you with the following benefits:

- » Narrower contour for greater freedom of movement, better contact with the fuel tank for more control.
- » A more direct feel for your KTM and the road surface
- » An absolute must for every ambitious hobby racer
- » Simple fitting to existing mounting points



**905.12.992.044**  
RC 1390 15

**MOUNTING FOR GPS BRACKET**

Mounting for all original Garmin GPS brackets. Protects the GPS from vibration; adjustable inclination (light incidence). Fits all Garmin GPS devices. (Refer to pg. 79-79 for specific GPS mounts)

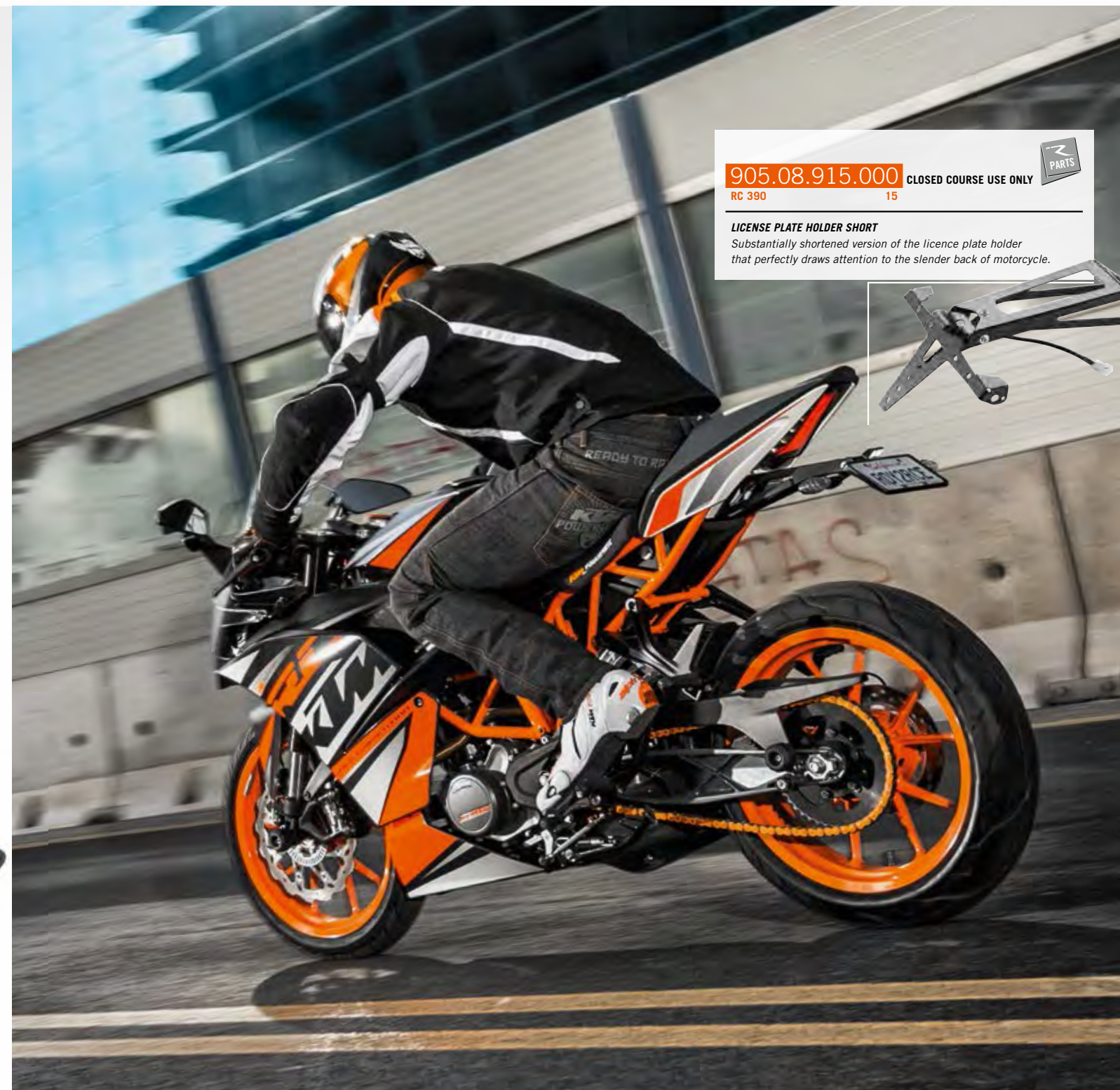


**905.07.940.000**  
RC 390 15

**ERGO SEAT**

New styling and greater comfort, everything is combined in the Ergo seat.

- » Optimized shape: narrower at the front for better control thanks to more contact with the vehicle
- » Special foam (3D structural mesh) with inbuilt tunnel form for even pressure distribution
- » Seat height + 20 mm



**905.08.915.000** CLOSED COURSE USE ONLY  
RC 390 15



**LICENSE PLATE HOLDER SHORT**

Substantially shortened version of the licence plate holder that perfectly draws attention to the slender back of motorcycle.



1  
2  
3  
4  
5  
6  
7  
8





905.08.965.000  
RC 390 15

**WINDSCREEN "RACING BUBBLE"**  
» "Bubble" shape as tried and tested over many years in the world of racing  
» Improved wind protection: Less strain on the neck muscles on longer stretches of motorway and long tours  
» Optimized aerodynamics  
» With light cut-out

905.08.908.044 CLOSED COURSE USE ONLY  
RC 390 15

**WINDSCREEN "RACING BUBBLE"**  
» Without light cut-out



613.12.928.000  
RC 390 15

**REAR SMALL BAG**  
The ideal solution for short trips or the daily ride to work.  
» Volume: 6.3 gal-9.5 gal  
» Including rain cover  
» Strap attachment to the passenger seat or the carrier plate

613.12.978.000  
RC 390 15

**REAR BAG SMALL**  
Small items, such as mobile phone, wallet, keys, etc., are taken care of perfectly. Simple fitting with straps on the passenger seat.  
The benefit: No difficult-to-fit carriers that spoil the slender rear profile of the bike. With the rear bag attached, the bike can only be used as a single seater. Capacity 2.6 gal-8 gal.



601.12.035.000  
RC 390 15

**ALARM SYSTEM**  
The KTM PowerParts alarm has been tried and tested to be one of the best on the market.  
The benefits at a glance:  
» Plug & play system – wiring harness ready for fitting  
» Fail-safe, dual-circuit immobiliser  
» Integrated microchip motion sensor  
» Stowage compartment under seat protected additionally with a reed switch  
» Two watertight, anti-scan radio transmitters with rolling code  
Note:  
» Mounting kit 901.12.935.100 is required for installation.



905.12.935.044  
RC 390 15

**ALARM SYSTEM MOUNTING KIT**



- 1
- 2
- 3
- 4
- 5
- 6
- 7
- 8



# BUILT FOR WINNERS



> WP RACING FORK

The WP Racing fork has been developed on the base of race track experiences and provides best damping results in combination with an outstanding response characteristic. The driver benefits from an ingenious motorcycle handling and outstanding control of his motorcycle.

- Closed Cartridge system
- Adjustable compression
- Adjustable rebound
- Fully accessible adjustment units
- Adjustable spring preload
- Extremely fine sensitivity due to friction-optimized coating on inner and outer tubes



WP Racing shocks are factory pre-set based on the factors of rider, riding ability and area of use. This is the basis for a wide setting range which provides almost limitless possibilities for individual adjustment

- High-Speed damping adjustable
- Low-Speed damping adjustable
- Adjustable rebound
- High Pressure gas-filled damping system
- Friction-optimized bushes and seals
- Adjustable length

> WP RACING SHOCKS



## HOW TO ORDER

These parts are available only directly through WP Authorized Centers. To find the right article number for your bike, visit the suspension configurator at [www.wp-group.com](http://www.wp-group.com) or directly search for your local Authorized Center at [www.wp-group.com/en/dealers](http://www.wp-group.com/en/dealers)



## 690 LC4

- » FRONT SLIDE PADS (756.09.945.000)
- » TRIPLE CLAMP "RACE" (760.01.999.144/04)
- » WAVE TYPE BRAKE DISC 320 MM (760.09.960.000)
- » ENGINE GUARDS (760.12.968.144/04)
- » ERGO SEAT (760.07.940.000)
- » PASSENGER SEAT COVER (760.07.940.144/28)
- » REAR SET "DUKE R" (760.03.937.044/33)
- » SILENCER BRACKET (760.05.984.044)
- » AKRAPOVIC SLIP-ON SILENCER (760.05.999.000)
- » REAR SLIDE PADS (756.10.945.000)





*Finest carbon for an elegant appearance and maximum weight reduction. The precise workmanship is eye-catching. The average weight reduction for each fairing part is between 30% and 55%. Thanks to a perfect fit, the fairing is very easy to attach.*

**760.08.915.020/49**

DUKE 12-15

**CARBON REAR COVER**



**750.30.045.050/49**

DUKE 08-14  
ENDURO/R 08-15

**CARBON IGNITION COVER PROTECTION**



**760.05.912.000/49**

DUKE 12

**CARBON EXHAUST COVER RIGHT**



**760.05.913.000/49**

DUKE 12

**CARBON EXHAUST COVER LEFT**



**760.11.966.050/49**

DUKE 12-15

**CARBON IGNITION LOCK COVER**

**750.30.026.050/49**

DUKE 08-15  
ENDURO/R 08-15

**CARBON CLUTCH COVER PROTECTION**



**750.04.960.000/49**

DUKE 08-15

**CARBON CHAINGUARD**



**760.03.992.000/49**

DUKE 12-15

**CARBON FRAME PROTECTION LEFT**



**760.03.993.000/49**

DUKE 12-15

**CARBON FRAME PROTECTION RIGHT**

**750.30.960.100/49**

DUKE 08-15


**CARBON FRONT CHAINGUARD**



**760.08.960.000/49**

DUKE 12-15

**CARBON RADIATOR PROTECTION LEFT**



**760.08.961.000/49**

DUKE 12-15

**CARBON RADIATOR PROTECTION RIGHT**



**760.05.984.044**  
DUKE 12-15



**SILENCER BRACKET**

Uncompromising racing look for your KTM, without any passenger footrests:  
 » Manufactured from high-strength, durable steel  
 » Extremely light and torsion resistant  
 » Suitable for standard and the following PowerParts silencers 760.05.999.100/760.05.999.500  
 » Fitted to the passenger foot peg mounting points

**760.05.999.500** CLOSED COURSE USE ONLY  
DUKE 12-15



**SLIP-ON SILENCER**

This silencer is a very durable slip-on version with a top price/performance ratio. The combination of robust materials and a sporty look guarantees riding pleasure for many miles to come.



**760.05.990.000/49**  
DUKE 12-15



**EXHAUST GUARD CARBON**



**756.05.099.200** TITANIUM CLOSED COURSE USE ONLY  
DUKE 08-11



**EVOLUTION SILENCER**

In terms of performance and design, this exhaust system has been specially developed for the requirements of DUKE riders. In practice, this means less weight combined with increased performance. The system is not EC-certified and is supplied without catalytic converter. Fitting only possible in combination.

**756.05.907.100** TITANIUM CLOSED COURSE USE ONLY  
DUKE 08-11



**FACTORY HEADER**

**765.05.990.050/49**  
ENDURO/R 08-15

**EXHAUST GUARD CARBON CENTER**

**765.05.990.060/49**  
ENDURO/R 08-15

**EXHAUST GUARD CARBON REAR**

For mounting on the original exhaust, but also for use on Akrapovic header 765.05.907.100 and silencer 765.05.099.000.

**765.05.991.000/49**  
ENDURO/R 08-15

**EXHAUST GUARD CARBON FRONT**

Only for use in combination with Akrapovic header 765.05.907.100.

**760.05.999.000** TITANIUM 50 STATE STREET LEGAL  
DUKE 12-15

**AKRAPOVIC SLIP-ON SILENCER**

The new Akrapovic slip-on is therefore the ultimate plug & play solution: simply fit it and ride away. Perfect workmanship and high-quality material, along with a terrific sound, go one step further towards carving a smile in the face of the rider



1  
2  
3  
4  
5  
6  
7  
8



Made from high-grade aluminum and finished with an abrasion-resistant anodized coating, KTM CNC parts replace your KTM's standard cover, creating an outstanding, virtually indestructible visual highlight.



**SXS.05.450.220**

DUKE 12-13  
ENDURO/R 08-12

**SXS.09.450.210** **NEW**

DUKE 14-15  
ENDURO/R 13-15

HYDRAULIC CLUTCH COVER



**SXS.05.450.200**

DUKE 08-15  
ENDURO/R 08-15

FACTORY OIL PLUG



**772.30.002.060/04**

DUKE 08-15  
ENDURO/R 08-15

FACTORY IGNITION COVER PLUG



**603.13.909.000**

DUKE 08-11  
DUKE 13-15

BRAKE FLUID RESERVOIR COVER

**760.13.903.000**

DUKE 12-15  
ENDURO R 14-15

HANDBRAKE CYLINDER COVER



**781.01.900.000**

690 LC4

BLEEDER VALVE SET

Bleeder valves designed especially for WP forks. A quick press of the finger and the fork is bled.



**765.13.903.000**

ENDURO/R 08-13

HANDBRAKE CYLINDER COVER



**SXS.08.300.040**

DUKE 08-11  
DUKE 13-15  
ENDURO/R 08-15

FACTORY KNOB ADJUSTER SET



**750.38.041.100**

DUKE 08-15  
ENDURO/R 08-15

FACTORY OIL FILTER COVER



**610.02.055.060**

DUKE 08-11

CLUTCH RESERVOIR COVER



**690.13.962.000**

DUKE 12-15

REAR BRAKE RESERVOIR CAP





**760.08.999.100** **NEW**  
DUKE 12-15

**GRAPHICS KIT "STEALTH"**  
Rim sticker set sold separately



**HIGHLIGHT**

**760.08.999.000**  
DUKE 12-15

**GRAPHICS KIT "STRUCTURE"**  
Rim sticker set sold separately



**760.07.911.000**  
DUKE 12-15

**TANK PAD**



**5200.0024** ALL USD FORKS 43 MM (A)


**5200.0090** ALL USD FORKS 48 MM (B)

**5200.0091** ALL USD FORKS 48 MM (C)

**FORK PROTECTION STICKER SET**  
Extra thick film; protects the outer tubes against light impact.

1  
2  
3  
4  
5  
6  
7  
8





760.08.010.044/28   
 760.08.010.044/30   
 DUKE 12-15

FRONT FENDER

760.08.001.000/28   
 760.08.001.000/30   
 DUKE 12-15

HEADLIGHT MASK

760.08.050.000/28  L  
 760.08.050.000/30  L  
 760.08.051.000/28  R  
 760.08.051.000/30  R  
 DUKE 12-15

TANK FAIRING

760.06.902.000/99 TRANSPARENT  
 DUKE 12-15

AIRBOX COVER



765.08.013.000/04   
 765.08.013.000/30   
 ENDURO/R 08-15

REAR FENDER

765.08.041.000/04  L  
 765.08.041.000/30  L  
 765.08.042.000/04  R  
 765.08.042.000/30  R  
 ENDURO 08-11  
 765.08.141.000/04  L  
 765.08.141.000/30  L  
 765.08.142.000/04  R  
 765.08.142.000/30  R  
 ENDURO R 12-15

SIDE FAIRING

765.08.050.000/04  L  
 765.08.050.000/30  L  
 765.08.051.000/04  R  
 765.08.051.000/30  R  
 ENDURO 08-11  
 765.08.140.000/04  L  
 765.08.140.000/30  L  
 765.08.141.000/04  R  
 765.08.141.000/30  R  
 ENDURO R 12-15

SPOILER

765.08.001.000/04   
 765.08.001.000/30   
 ENDURO 08-10  
 ENDURO R 12-15  
 780.08.001.000/04   
 780.08.001.000/30   
 ENDURO R 09-11

HEADLIGHT MASK

765.08.010.000/04   
 ENDURO 08-10  
 765.08.010.100/04   
 ENDURO R 08-15  
 773.08.210.000/04   
 773.08.210.000/30   
 SMC/R 08-15

FRONT FENDER





780.01.094.200/04  
 780.01.094.200/30  
 ENDURO/R 08-15

**FORK PROTECTION SET**



760.03.980.000  
 DUKE 12-15

**FRAME DECALS**



760.08.998.000  
 DUKE 12-15

**TANK PROTECTION STICKER "CUP-KIT"**

Lasting protection for the paintwork at areas of the fuel tank subject to heavy wear.  
 » Made from a high quality, elastic base film  
 » Structured surface for better grip  
 » No more unsightly scratches or matt areas on the tank

781.02.925.000  
 DUKE 08-11  
 ENDURO/R 08-13



**THROTTLE CAM SYSTEM**

The throttle cam system has three differently profiled cams, each with a different gear ratio. This allows the throttle response characteristics to be varied in accordance with personal requirements.

613.13.932.044  
 DUKE 08-15  
 ENDURO/R 08-15

**BRAKE LEVER GUARD "RACE STYLE"**

Familiar from MotoGP and our AMA SuperBike factory bikes:  
 » Protects the lever in the event of unintentional ground contact  
 » No unintentional shifting in the event of contact with another rider/vehicle  
 » Simple exchange of the standard handlebar weight  
 » Lever guard made from unbreakable plastic  
 » Handlebar fitting made from high-grade cast aluminum  
 » Plastic guard is replaceable individually



613.13.931.044  
 DUKE 08-15  
 ENDURO/R 08-15

**CLUTCH LEVER GUARD "RACE STYLE"**



603.02.931.144  
 DUKE/R 14-15

**FOLDABLE AND ADJUSTABLE CLUTCH LEVER**



690.13.950.044  
 DUKE 08-11

**FOLDABLE BRAKE LEVER**



603.13.950.144  
 DUKE 08-14  
 DUKE 13-14

**FOLDABLE AND ADJUSTABLE BRAKE LEVER**

Our PowerParts levers are a visual highlight with technical and ergonomic added value.  
 » CNC-machined from high-strength aluminum  
 » Tough black anodized surface finish  
 » Lever can fold away upwards in the event of a minor crash  
 » Adjustable grip width  
 » Adjustable lever length

690.02.942.044  
 DUKE 08-11

**FOLDABLE CLUTCH LEVER**

In the event of a minor crash, this lever folds away instead of breaking off.




548.02.001.300/04  
ENDURO/R 08-15

**HANDLEBAR**

DO YOU KNOW that KTM handlebars must withstand very elaborate and specially developed test cycles before they come to market?

The facts:

- » All KTM handlebars are made from EN AW 7010 T6 aluminum
- » 28.5 mm diameter in the clamping area
- » 22.15 mm diameter in the lever area
- » Position markings for simple setting



601.12.092.070  
690 LC4

**HANDLEBAR CROSS BAR**

Universally applicable option for mounting the GPS bracket or roadbook.

765.02.979.000/04

765.02.979.000/28

765.02.979.000/30

DUKE 12-15  
ENDURO/R 08-15

**ALUMINUM HANDGUARDS**

These handguards developed especially for KTM bikes are an indispensable companion for serious offroad and SUPERMOTO use. The wide, spacious design ensures excellent mobility and maximum protection against impact, Roost, branches, etc.



611.01.039.044/30

DUKE/R 08-11  
ENDURO/R 08-15

**HANDLEBAR SUPPORT**

603.12.953.000

ENDURO R 14-15

**DONGLE**

Available functions:

- » 1-channel ABS mode: Locking of the rear wheel is possible; ABS only regulates the front wheel
  - » ABS mode "Off": ABS also remains deactivated when the ignition is switched off and on again
- The detailed, vehicle-specific functional overview is available from your KTM dealer.



789.01.939.044

32 MM

789.01.939.144

37 MM

789.01.939.244

42 MM

789.01.939.344

47 MM

789.01.939.444

52 MM

ENDURO/R 08-15

**NEW**



**HANDLEBAR MOUNTING**

Available in five different heights. Included in the kit are 2x handlebar support lower parts and 2x fastening bolts. The upper parts and bolts required for clamping the handlebar are taken from the original handlebar support.

SXS.07.125.200

ENDURO/R 08-15

**PHDS PROGRESSIVE HANDLEBAR DAMPING SYSTEM**

The CNC-machined handlebar mounting with cushioning rubber inserts relieves wrist and shoulder joints.

Further benefits of the PHDS:

- » Shock damping
- » Absorption of vibration from chassis and engine
- » Additional handlebar damping in horizontal direction
- » Optimum steering precision
- » Handlebar height adjustable to 2 positions
- » Further damping elements available in three degrees of hardness (soft, medium, hard) for individual tuning

SXS.05.125.203 ELASTOMER GREEN / SOFT

SXS.05.125.204 ELASTOMER YELLOW / MEDIUM (STANDARD)

SXS.05.125.205 ELASTOMER RED / HARD





765.14.901.044

ENDURO/R 08-15

**X2 HEADLIGHT**

Revolutionary lighting technology: this lightweight, ultra-bright headlight turns night into day. Ideal for all 24 hr racers. Fitted in a matter of seconds. The corresponding orange start number background sticker is available under KTM number 780.08.907.000/04.



601.12.035.000

DUKE 12-15

**ALARM SYSTEM**

The KTM PowerParts alarm has been tried and tested to be one of the best on the market.

The benefits at a glance:

- » Plug & play system – wiring harness ready for fitting
- » Fail-safe, dual-circuit immobiliser
- » Integrated microchip motion sensor
- » Stowage compartment under seat protected additionally with a reed switch
- » Two watertight, anti-scan radio transmitters with rolling code

Note:

- » Mounting kit 901.12.935.100 is required for installation.



620.12.940.050

DUKE 05-15

ENDURO/R 08-15

**MIRROR EXTENSION**

If you want to improve your rear view, this is the solution for you. The mirror extension is mounted simply between the original mirror and mirror bracket.



690.11.971.000

DUKE 12-15

**TRIPMASTER SWITCH**

This switch allows changing the speedo functions without having to remove your hands from the handlebar.



760.39.974.000

DUKE 12-15

ENDURO/R 08-15

**MAP SWITCH**

Riding mode adjustment made easy! With this switch, you can change the ignition curve conveniently from the handlebar.



760.12.935.044

DUKE 12-15

**ALARM SYSTEM MOUNTING KIT**

620.11.042.044

DUKE 12-15

**POWER OUTLET KIT**

Necessary when a source of power is needed for a navigation system or for any other device.



765.12.905.000

ENDURO/R 08-15

**STEERING DAMPER KIT**

This fully adjustable, very lightweight KTM steering damper provides a clear improvement in stability and safety, even on the toughest tracks. Plus point: the well thought-out mounting of the damper allows individual adjustment of the handlebar, even after installation.

548.02.005.000

690 LC4

**BAR ENDS**

Protects grip rubbers from grazing in the event of a fall.



780.11.909.100/30

ENDURO R 09-11

**HEADLAMP GRILL**

Plastic







760.07.940.144 / 28

760.07.940.044 / 30

**PASSENGER SEAT COVER**

Racing look in a matter of seconds; no tools required. The racing look is rounded off perfectly with:

- » Silencer bracket 760.05.984.044
- » Akrapovic slip-on silencer 760.05.999.000/Akrapovic Evolution complete system 760.05.999.500/Tuning kit 760.12.945.000

765.07.940.000

ENDURO/R 08-15

**ERGO SEAT**

The newly developed 2-component foam core ensures long-lasting comfort, especially on long trips.



750.07.040.100

DUKE 08-11

**ERGO SEAT**

Same height to standard seat.

756.07.040.100

DUKE 08-11

**ERGO SEAT MID**

DUKE: +20 mm



750.07.040.200

DUKE 08-11

**ERGO SEAT HIGH**

Seat with gel pad. The gel insert increases comfort, especially on long trips.

DUKE: +40 mm



760.07.940.000

DUKE 12-15

**ERGO SEAT**

New styling, greater comfort and more sportiness: everything is combined in the Ergo seat.

- » Optimized shape: narrower at the front for better control thanks to more contact with the vehicle
- » Special foam (3D structural mesh) with inbuilt tunnel form for even pressure distribution
- » Seat height +20 mm

760.07.947.000

DUKE 12-15

**PASSENGER ERGO SEAT**



**780.01.095.000**

DUKE 08-11  
ENDURO/R 08-15

**NEOPRENE FORK COVER**

The perfect protection for your fork; for use with the closed fork protector.



**756.09.945.000**

DUKE 08-15

**FRONT SLIDE PADS**

Helps protect the fork from damage in the event of a minor crash.



**548.03.047.000**

690 LC4

FOR 590.03.041.250/  
590.03.040.250

**FOOT PEG SLIDERS**

Made from glass-fiber-reinforced plastic. Can be fitted to all motorcycles with foot pegs 590.03.041.250 on the right and 590.03.040.250 on the left.




**760.12.968.144/04**

**760.12.968.144/33**

DUKE 12-15

**ENGINE GUARDS**

Plastic-coated tubular steel bars attached securely to the frame protect the fuel tank in the event of minor crashes and falls.



**756.10.945.000**

DUKE 08-15

**REAR SLIDE PADS**

Helps protect the swingarm in the event of a minor crash.



**765.35.940.000**

ENDURO/R 08-15

**RADIATOR PROTECTION SET**

Perfect protection for the radiator.



**613.03.946.044**

DUKE 08-15

**PASSENGER FOOT PEG SLIDERS**

Helps protect the passenger foot pegs from damage in the event of a minor crash. For mounting on the passenger foot pegs.

**760.08.915.144**

DUKE 12-15

CLOSED COURSE USE ONLY



**LICENSE PLATE HOLDER SHORT**

Not in combination with:  
» Carrier Plate 760.12.927.044  
» Side Bag Carrier 760.12.912.144







**756.12.962.044**  
DUKE 08-11

**BRACKET FOR U-LOCK**  
The practical bracket for fixing the U-lock 600.12.016.000 permanently to your bike. Black powder-coated.

**756.12.918.000**  
DUKE 08-11

**BRACKET/U-LOCK KIT**  
As 756.12.962.044, but including security U-lock 600.12.016.000.

**760.12.955.033**  
DUKE 12-15

**LOW CHASSIS KIT**  
25 mm lower seat height with unchanged riding dynamics.



**590.03.990.250** FOR 765.03.090.100  
ENDURO/R 08-15

**FOAM RUBBER**  
When positioned between engine and skid plate, less dirt can accumulate, hence allowing better cooling of the engine.



**765.03.090.100** ALUMINUM  
ENDURO/R 08-15

**SKID PLATE**

**760.08.920.044**  
DUKE 12-15

**UNDER-ENGINE FAIRING**  
In typical KTM orange, this aluminum under-engine fairing is not only a visual highlight for the 690 DUKE, but also excellent protection for the pre-silencer. Can be fitted with original pre-silencer.



**770.13.920.000**  
ENDURO/R 08-15 FRONT & REAR ENDURO/R  
DUKE 08-11

**BRAKE BLEEDER SCREW**  
Bleeding the brakes or changing the brake fluid is completed in a matter of seconds, even on your own: First replace the original bleeder screw on the brake calliper with this new bleeder screw equipped with a check valve. When changing the brake fluid or bleeding the system, simply release the screw on the check valve by a half turn and pump the brake fluid through the system with the brake lever. The valve prevents air from forcing its way back into the system on releasing the brake lever. Supplied with an anodized dust cap.



**770.13.920.100** FRONT  
DUKE 08-15

**BANJO BOLT WITH BLEEDER FUNCTION**



**610.12.932.000**  
DUKE 08-15

**RADIAL ROADLOK**  
Patented RoadLoK technology provides you with the most effective and elegant option for protecting your KTM from theft. All the benefits at a glance:  
» Lock body machined from high-grade aluminum  
» Premium quality, orange anodized surface finish  
» Bolted directly to the brake calliper  
» High-strength steel pin slides directly into the holes in the brake disc  
» No vehicle movement possible when locked  
» No dismantling possible when locked





765.09.099.000 21"/18"  
ENDURO/R 08-15

**RIM STICKER SET**  
Black/white, pre-cut sticker, suitable for front and rear rim.



780.09.099.000 21"/18"  
ENDURO/R 08-15

**RIM STICKER SET**  
Orange, pre-cut sticker, suitable for front and rear rim.



611.09.099.000 17"  
611.09.099.000/20 17"  
690 LC4

**RIM STICKER SET**  
Pre-cut sticker, suitable for front and rear rim.



U695.1087  
UNIVERSAL

**HUB DECAL KIT**  
4 pieces 37 mm x 31 mm,  
4 pieces 48 mm x 40 mm.



613.09.999.000 17"  
690 LC4

**RIM STICKER SET**  
New, three-colored design  
» Set for front and rear wheel  
» Pre-cut stickers



760.09.999.000 17"  
690 LC4

**RIM STICKER SET**



765.07.008.060  
ENDURO/R 08-15

**FOAM RUBBER FOR TANK CAP**  
Prevents dust and dirt from falling into the tank when the tank cap is opened.



620.14.949.000 CLOSED COURSE USE ONLY  
DUKE 08-11



**ADAPTIVE BRAKE LIGHT**

Adaptive brake lights are already very widely fitted as standard in the motor industry; now you can retrofit one to your KTM as well.

Benefits and safety features at a glance:

- » High-end electronics detect emergency braking on the basis of speed and deceleration values
- » If emergency braking is detected, the brake light flashes until the brake is released
- » A flashing light is more noticeable
- » Minimizes risk of a rear-end collision



1  
2  
3  
4  
5  
6  
7  
8





**760.10.960.000** **NEW**  
DUKE 12-15

**WAVE TYPE BRAKE DISC 240 MM**

WAVE brake disc for the rear wheel – a perfect match visually and technically for its big brother on the front wheel

- » Brake disc outer ring: rustless, high-performance brake steel
- » No fading, consistent braking performance at the highest level
- » Perfect application

## HIGHLIGHT



**611.09.960.000**  
DUKE 08-11

**760.09.960.000**  
DUKE 12-15

**WAVE TYPE BRAKE DISC 320 MM**

Whether it be punishing missions on the racetrack or touring with passenger and luggage, our WAVE brake discs supply the same high level of deceleration in every situation with outstanding controllability.

- » Brake disc outer ring: rustless, high-performance brake steel
- » Black anodized aluminum inner ring
- » Floating mounting: no distortion, no brake judder
- » No fading, consistent braking performance at the highest level
- » More braking power (+25% braking power) thanks to materials from the world of racing
- » Less hand force for the same braking power





- 584.10.051.038/04 Z38
- 584.10.051.040/04 Z40
- 584.10.051.042/04 Z42
- 584.10.051.044/04 Z44
- 584.10.051.046/04 Z46
- 584.10.051.048/04 Z48
- 584.10.051.049/04 Z49
- 584.10.051.050/04 Z50
- 584.10.051.051/04 Z51
- 584.10.051.052/04 Z52

690 LC4

**2K REAR SPROCKET ORANGE**

If you're looking for the ultimate in quality and performance, this sprocket is the one for you!

- » High-strength steel teeth
  - » Aluminum inner ring
  - » Joined together permanently with high-strength rivets
  - » At least three times longer service life than other aluminum rear sprockets
  - » Only half as heavy as conventional steel sprockets
- Another benefit: longer service life for the entire drivetrain



- 583.10.051.038 ALUMINUM Z38
- 583.10.151.040 ALUMINUM Z40
- 583.10.051.042 ALUMINUM Z42
- 583.10.151.044 ALUMINUM Z44
- 583.10.151.045 ALUMINUM Z45
- 583.10.151.048 ALUMINUM Z48
- 583.10.151.049 ALUMINUM Z49
- 583.10.151.050 ALUMINUM Z50
- 583.10.151.051 ALUMINUM Z51
- 583.10.151.052 ALUMINUM Z52

690 LC4

**REAR SPROCKET**

The features:

- » Manufactured from high-strength 7075-T6 aluminum
  - the world's strongest aluminum
  - » Outstanding wear properties
  - hence extremely long service life
- It's only real if there's a 7075 on it!



- 580.33.029.014 Z14
- 580.33.029.015 Z15
- 580.33.029.016 Z16
- 580.33.029.017 Z17

690 LC4

**FRONT SPROCKET**



- 582.10.951.042 Z42
- 582.10.951.045 Z45
- 582.10.951.048 Z48
- 582.10.951.050 Z50

690 LC4

**STEEL SPROCKET**

For longer trips, we recommend this extremely low-wear, QStE 460 steel sprocket.



- 590.10.051.042/04 ALUMINUM Z42
- 590.10.051.045/04 ALUMINUM Z45
- 590.10.051.048/04 ALUMINUM Z48
- 590.10.051.049/04 ALUMINUM Z49
- 590.10.051.050/04 ALUMINUM Z50
- 590.10.051.051/04 ALUMINUM Z51
- 590.10.051.052/04 ALUMINUM Z52

690 LC4

**ALUMINUM REAR SPROCKET**

The orange rear sprocket is already a true classic that has established itself with really strong arguments and many benefits:

- » Manufactured from high-strength 7075-T6 aluminum, the strongest aluminum in the world
- » Originally developed for the aerospace industry and then adopted by the best rear sprocket manufacturers
- » The chain runs smoothly, straight and true, because it's ground level to an accuracy of 0.002 mm
- » Free from vibration – therefore the highest power transmission efficiency
- » No small stones or dirt particles can become stuck under the chain thanks to angled recesses between the teeth
- » 7 % lighter with the same strength – hence greater acceleration and improved braking
- » All these properties mean slower wear and extreme durability
- » Orange anodized with a permanent, organic and environmentally friendly pigment



- 503.10.800.118/04 5/8 x 1/4 (520)

690 LC4

**CHAIN Z-RING**



- 690.10.965.120

690 LC4

**CHAIN 520**

High-strength, free-running chain that reduces resistance! This means extra power!





**760.12.999.044** CLOSED COURSE USE ONLY  
DUKE 12-15



**690 DUKE CUP KIT**

The 690 DUKE Cup Kit contains all the parts required to turn a standard 690 DUKE into a track bike:

- » Fiberglass parts (under-engine fairing, start number background, chain drop guard)
- » Foot pegs "Racing"
- » Aluminum handguards
- » Catch tank

A detailed list is available from your KTM dealer.

Only in conjunction with rear set "DUKE R" 760.03.937.044/33 on 690 DUKE from MY 12. Only in conjunction with tuning kits 760.12.945.000 for 690 DUKE from MY12 and 760.12.945.100 for DUKE R from MY13.

**760.03.937.044/33**  
690 DUKE 12-15

**REAR SET "DUKE R"**

Are you seeking complete control of your bike and a sportier, more ergonomic sitting position? The DUKE R rear set provides you with this as well as racing looks.

Change compared with the standard foot peg position:

- » 0-2 3/4" towards the rear
- » 1-2" higher



**760.01.999.144/04**  
DUKE 12-15

**TRIPLE CLAMP "RACE"**

Orange anodized, can only be fitted with original handlebar support.

**610.11.046.000** CLOSED COURSE USE ONLY  
ENDURO/R 08-15  
DUKE/R 12-15



**SIDE STAND REMOVAL KIT**

For easy side stand removal. Dismantle stand, leave bracket on the bike and plug in adapter for the side stand sensor.



**750.06.115.100** CLOSED COURSE USE ONLY  
DUKE/R 08-15



**K&N AIR FILTER**

Performance airfilter for maximum performance. Ideal in combination with an Akrapovic silencer.



**765.06.115.000** CLOSED COURSE USE ONLY  
ENDURO/R 08-15



**FOAM AIR FILTER**

Washable alternative to the original air filter, for offroad use.





**756.12.945.100** CLOSED COURSE USE ONLY  
DUKE 08-11



#### TUNING KIT EVO 1

For perfect function, the special tuning/mapping (included) and the Akrapovic EVO exhaust (not included) are required. The tuning kit calibrated specifically for the bike generates more torque and a perceptible increase in performance. Includes: K&N Air filter, camshaft, mounting kit.



**756.12.945.000** CLOSED COURSE USE ONLY  
DUKE 08-11



#### TUNING KIT EVO 1 COMPLETE

As 756.12.945.100, but with complete exhaust system.



**760.12.945.000** CLOSED COURSE USE ONLY  
DUKE 12-15



#### TUNING KIT

Complete with special tuning/mapping for maximum performance! The tuning kit calibrated specifically for the new DUKE generates more torque and an impressive increase in performance. Direct from the KTM R & D department – tested for the toughest conditions! Includes: Titanium slip-on silencer, stainless steel header pipe, open air filter box cover and camshaft. Only for the racetrack.



**760.12.912.144**  
DUKE 12-15

#### SIDE BAG CARRIER

Sturdy tubular steel construction for simple attachment of side bags 620.12.925.000.

Not in Combination with:

» 760.08.915.144 License Plate Holder Short

**620.12.925.000**  
DUKE 12-15

#### SIDE BAGS

These specially designed side bags not only follow the lines and color of the bike, they are also specially adapted to fit the bag carriers. They represent a lightweight and quickly mounted luggage solution for the next tour. The pannier set includes waterproof inside pockets.

» Locking kit 620.12.928.000 available as an option

» Volume 2 x 4 gal



1

2

3

4

5

6

7

8





600.12.978.000

DUKE 08-15  
ENDURO/R 08-15**REAR BAG**

Bag with Quicklock system for easy mounting. The volume of the bag can be varied between 3.2 gal and 4.75 gal. Carrier plate 750.12.027.150 (SM 07-09, DUKE 08-11), 765.12.027.050 (ENDURO, SMC) or 760.12.927.044 (DUKE 12-15) is also required for mounting.



583.12.078.000

690 LC4

**TOOL BAG**

756.12.978.100

690 LC4

**UNIVERSAL REAR BAG/BACKPACK**

The ideal solution for short trips or the daily ride to work:

- » Volume: 4.2 gal-8.5 gal
- » Including rain cover
- » Attached with straps to the carrier plate
- » Rucksack function, with very high quality back part and shoulder straps
- » Stowage compartment for U-lock 600.12.016.000



750.12.919.000

DUKE 08-15  
ENDURO/R 08-15**TANK BAG**

The ideal companion for every tour:

- » Manufactured from durable nylon, with abrasion-resistant edging made from reflective material
- » Extremely robust, all-round zip fasteners
- » Map pocket, individual compartments
- » Attached with sturdy soft straps
- » Max. volume 4.75 GAL
- » Scope of supply: raincover and shoulder strap included



601.12.178.000

**ZIPPER LOCK**

Prevents nimble fingers from laying hands on your luggage!  
For use with 750.12.919.000, 600.12.978.000 and 756.12.978.100.

760.12.927.044

DUKE 12-15

**CARRIER PLATE**

For top cases 46 L 600.12.027.600, 48 L 620.12.927.000/04/28/30 and rear bag 600.12.978.000.  
Not in combination with:  
» 760.08.915.144 License Plate Holder Short



765.12.027.050

ENDURO/R 08-15

**CARRIER PLATE**

For rear bag 600.12.978.000. Case carrier system 765.12.920.000 is required for mounting or the passenger grab handles supplied originally.



781.12.978.000

690 LC4

**UNIVERSAL REAR BAG**

Stowage space for everything that needs to be readily to hand on tour, such as tools, drinks, mobile phone, etc.  
» Made from robust, waterproof material; welded seams  
» Volume: 1.3 gal  
Fitting with supplied straps:  
» On the vehicle rear end  
» At the lashing eyes on the case lid



601.12.078.000

**LUGGAGE BAG 10 GALLON**

Completely waterproof and flexible in size! The ideal solution for all those wanting to go on long or short tours from time to time.



750.12.027.150

DUKE 08-11

**CARRIER PLATE**

This carrier plate is the base for mounting our rear bag 600.12.978.000 or our 46 L (620.12.027.600) or 48 L (620.12.927.000/04/28/30) top cases.

603.12.978.044

DUKE 12-15

**EXTENDED CARRIER PLATE**

Extra-large carrier plate, e.g. for transporting luggage rolls:  
» Ideal for transporting luggage bag 601.12.078.000  
» Not suitable for mounting a top case  
» Max. load 10 lbs  
» Carrier plate 760.12.927.044 is required for mounting







**601.12.915.044**  
690 LC4

**HELMET LOCK AND DRY BAG**

This little package contains all you need for securing your helmet safely on your KTM. Steel cable, number lock and a waterproof bag for your helmet.



**601.03.923.050**  
DUKE 12-15  
ENDURO/R 08-15

**STAND PLATE LARGE**

With this larger stand foot, your bike has a more secure footing on soft ground.



**620.02.903.150**  
690 LC4

**GPS/PDA BAG LARGE**

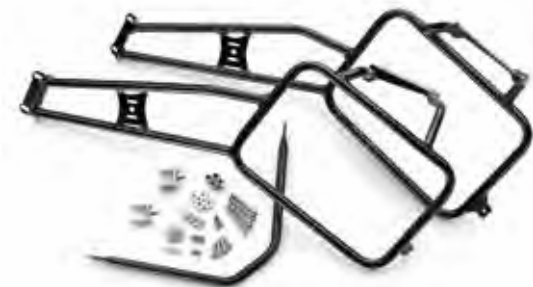
Size: 70 in x 51 in x 13.5 in. Keeps documents, maps, plus navigation and communication devices (e.g. mobile phone) in your field of view, dry and protected from vibration. Required for mounting: bracket 620.02.903.100.



**760.12.992.044**  
690 LC4

**MOUNTING FOR GPS BRACKET**

Simple fitting on every original KTM handlebar clamp by means of a cushioned support. Provides the opportunity of attaching an electric socket and securing the navigation system, together with its bracket, against theft. If you want to lock your sat-nav securely, you'll also need one of the PowerParts GPS brackets.



**765.12.920.000**  
ENDURO/R 08-15

**CASE CARRIER**

Torsionally rigid, tubular steel rack for mounting the aluminum cases. Simple fitting, without modifying the passenger foot pegs. Optimum load distribution via existing mounting points on the chassis.

We recommend the touring windscreen for longer trips. Provides improved protection from the wind and relieves the body



**756.08.065.100**  
DUKE 08-11

**TOURING WINDSCREEN**



**760.08.965.044**  
DUKE 12-15

**TOURING WINDSCREEN**



**765.08.065.000**  
ENDURO 08-15  
ENDURO R 12-15

**TOURING WINDSCREEN**

**601.12.924.100**  
ENDURO/R 08-15

**ALUMINUM CASE 38L**

Durable, waterproof single case made of 1.5 mm aluminum, with no welded seams along the edges. Rounded edges and corners with extremely robust plastic protectors on the corners. Can be used as left and right sides. Suitable for the 765.12.920.000 case carrier system (not included). Two locking mechanisms with a hinge function for opening the case, lashing eyes on the cover and preparation for additional security locks. Matching lock kit 601.12.924.050 (contains 6 locks for both cases).  
» Capacity: approx. 10 gallon; 44 x 24 x 39 cm  
» Matching inside pocket = 601.12.024.070





## 950/990 LC8

- » AUXILIARY LAMP KIT (601.15.910.033)
- » TOURING WINDSCREEN (600.08.008.100)
- » HANDGUARDS (603.02.179.100.28)
- » RADIATOR PROTECTION GRILLE (600.35.040.100)
- » ENGINE GUARDS (600.12.068.100/04)
- » TANK BAG (750.12.919.000)
- » FOOT PEGS "RALLY" (601.03.940.000)
- » LUGGAGE BAG (601.12.078.000)
- » EXTENDED CARRIER PLATE (603.12.978.044)
- » 2K REAR SPROCKET (601.10.051.042/04)







**600.12.072.000** TRANSPARENT  
950/990 ADVENTURE 03-12

**TANK PROTECTION STICKER**

Lasting protection for the paintwork at areas of the fuel tank subject to heavy wear.

- » Made from a high quality, elastic base film
- » No more unsightly scratches or matt areas on the tank



**601.03.940.000**  
950/990 ADVENTURE 03-12

**FOOT PEGS "RALLY"**

Ride like our multiple Dakar winners

FOOT PEGS "RALLY" SET are straight from the world of motorsport.

The benefits:

- » Enlarged tread surface area
- » Greater control/safety
- » Fatigue-free riding standing up

**601.12.950.033** WITHOUT ABS  
950/990 ADVENTURE 03-12

**HIGH CHASSIS KIT**

Only for use on models without ABS! Brings the height of the R version to your standard ADVENTURE. 55 mm higher for offroad use.

**601.12.955.033**  
950/990 ADVENTURE 03-12

**LOW CHASSIS KIT**

25 mm lower seat height with unchanged riding dynamics.



Made from high-grade aluminum and finished with an abrasion-resistant anodized coating, KTM CNC parts replace your KTM's standard cover, creating an outstanding, virtually indestructible visual highlight.

**610.04.037.050**  
950/990 ADVENTURE 03-12

**SWINGARM BOLT COVER SET**



**600.13.059.200**  
950/990 ADVENTURE 03-12

**REAR BRAKE RESERVOIR CAP**



**765.09.099.000** 21"/18"  
950/990 ADVENTURE 03-12

**RIM STICKER SET**

Black/white, pre-cut sticker, suitable for front and rear rim.



**772.30.002.060/04**  
950/990 ADVENTURE 03-12

**FACTORY IGNITION COVER PLUG**



**SXS.05.450.220**  
950/990 ADVENTURE 03-12

**HYDRAULIC CLUTCH COVER**



**600.13.003.100**  
950/990 ADVENTURE 03-12

**HANDBRAKE CYLINDER COVER**



**780.09.099.000** 21"/18"  
950/990 ADVENTURE 03-12

**RIM STICKER SET**

Orange, pre-cut sticker, suitable for front and rear rim.





**760.14.937.044** OFFROAD USE ONLY  
950/990 03-12

**LED INDICATOR SET**

Conversion kit to shapely, state-of-the-art LED indicators. Contains all the parts for conversion to LED indicators.



**584.01.043.018**  
950/990 ADVENTURE/R 03-12

**HANDLEBAR RISER**

18 mm.



**601.14.910.033** OFFROAD USE ONLY  
950/990 ADVENTURE 03-12

**AUXILIARY LAMP KIT**

With their wide angle of illumination, the two LED auxiliary lights provide a substantial improvement in illumination while riding offroad.



**770.13.920.000**  
950/990 ADVENTURE 03-12

**FRONT BRAKE BLEEDER SCREW**

**601.12.964.044**  
950/990 ADVENTURE 03-12

**HEATED GRIPS**

The four-level heated grips ensure warm hands even in bad weather. Grip ends with hole for fitting hand guards.



**781.02.925.000**  
950/990 ADVENTURE 03-12

**THROTTLE CAM SYSTEM**

The throttle cam system has three differently profiled cams, each with a different gear ratio. This allows the throttle response characteristics to be varied in accordance with personal requirements.



**601.12.092.070**  
950/990 ADVENTURE 03-12

**HANDLEBAR CROSSBAR**

Universally applicable option for mounting the GPS bracket or roadbook.



**600.13.030.100**  
950/990 ADVENTURE 03-12

**FRONT BRAKE PADS**

Sintered brake pads with an excellent price/performance ratio. Reduced squealing. Not for use on vehicles with ABS.




**600.35.040.100**  
950/990 ADVENTURE 03-12

ALUMINUM

**RADIATOR PROTECTION GRILL**

Black-coated aluminum radiator protection for improved cooling and protection against stone impact.



**613.03.946.044**  
950/990 ADVENTURE 03-12

**PASSENGER FOOT PEG SLIDERS**

Protects the passenger foot pegs from damage in the event of minor a crash. For mounting on the passenger foot pegs.

**620.12.940.050**  
950/990 ADVENTURE 03-12

**MIRROR EXTENSION**

If you want to improve your rear view, this is the solution for you. The mirror extension is mounted simply between the original mirror and mirror bracket.



**603.02.179.000/04** **NEW**  
**603.02.179.100/28** **NEW**  
**603.02.179.100/30** **NEW**  
950/990 ADVENTURE 03-12

**HANDGUARDS**

The closed, two-component plastic handguards developed by KTM feature a black center section that offers maximum strength for optimum protection. The colorful upper and lower parts are highly flexible and endure even the roughest of treatment without complaint.





950/990

LC8



**600.12.025.100/30**  
950/990 ADVENTURE 03-12

**CASE SET**

Two watertight, practically indestructible top-loading side cases with two integrated .8 gallon water containers in the side wall. Double-wall plastic construction throughout. Sturdy metal locks on the top and sides.

» Capacity approx. .5 x 6 gallons; 48 cm x 27 cm x 36 cm  
Options available:

- » Quicklock carrier kit 620.12.020.100
- » Matching inner bag 601.12.027.070

**601.12.920.000**

**LOCK FOR QUICKLOCK CARRIER SYSTEM**

Locks your Quicklock carrier system to the bike.



**600.12.025.090** FOR 600.12.025.100/30  
950/990 LC8

**LUGGAGE HOOK SET**

With the help of these luggage hooks, sleeping bag, mat, etc. can be attached to case set 600.12.025.100/30.



**601.12.020.100** FOR 600.12.025.100/30  
950/990 ADVENTURE 03-12

**601.12.020.200** FOR 601.12.024.200/601.12.025.200  
950/990 ADVENTURE 03-12

**QUICKLOCK CARRIER KIT FOR CASES**

The inconspicuous, slim case carrier for removing/fitting the cases in a matter of seconds. The carrier kit contains the Quicklock carrier system (which remains on the bike) and a case adapter (for ADVENTURE plastic case 600.12.025.100/30, black aluminum case 601.12.024.200/601.12.025.200 – cases not included; please order separately).



**601.12.025.200**  
950/990 ADVENTURE 03-12

**ALUMINUM CASE RIGHT**

**601.12.024.200**  
950/990 ADVENTURE 03-12

**ALUMINUM CASE LEFT**

This stylish, robust and watertight aluminum case is made from two ultra-strong materials: the sidewalls from high-strength aluminum; the corners from impact-resistant plastic. The two components are bonded together permanently and tightly by means of a special riveting process. The volume of the case is approx. 9.75 gal.  
» Lock kit 601.12.923.050 not included in scope of supply (contains 7 locks for both cases, top case and GPS bracket)  
» Inner bag 601.12.024.070 available as an option



**601.12.027.000** FOR 601.12.927.044  
950/990 ADVENTURE 03-12

**ALUMINUM TOP CASE**

38l Volume. Optional inside pocket available: 601.12.027.070. Carrier plate 601.12.927.044 is required for mounting.



**601.29.074.050**  
950/990 ADVENTURE 07-12

**CHARGING CABLE**

Special charging cable for the 990 ADVENTURE. Simply connect the 584.29.074.000 battery charger and the standard on-board electrical socket with the charging cable, and the starter battery is charged. Simple, but ingenious!



**601.11.042.044**  
950/990 ADVENTURE 03-06

**POWER OUTLET KIT**

Necessary when a source of power is needed for a navigation system or for any other device.



**600.12.068.100**  
950/990 ADVENTURE 03-12

**600.12.068.100/04**  
950/990 ADVENTURE 03-12

**ENGINE GUARDS**

Plastic-coated tubular steel bars attached sturdily to the frame protect the ADVENTURE tank from scratches in the event of minor crashes and falls.



**602.12.092.060**  
950/990 ADVENTURE 05-12

**UNIVERSAL PLUG**

Required for modifying the power supply cable of the navigation system to fit socket 620.11.042.044.



**601.12.035.000**  
950/990 ADVENTURE 07-12

**ALARM SYSTEM**

The KTM PowerParts alarm has been tried and tested to be one of the best on the market.

The benefits at a glance:

- » Plug & play system – wiring harness ready for fitting
  - » Fail-safe, dual-circuit immobiliser
  - » Integrated microchip motion sensor
  - » Stowage compartment under seat protected additionally with a reed switch
  - » Two watertight, anti-scan radio transmitters with rolling code
- Note:  
» Mounting kit 901.12.935.100 is required for installation.



**601.12.035.144**  
990 ADVENTURE 07-12

**ALARM SYSTEM MOUNTING KIT**

**630.03.094.044/04**  
950/990 ADVENTURE 03-12

**FRAME PROTECTION SET**





601.12.092.150

950/990 ADVENTURE 03-12

**MOUNTING FOR GPS BRACKET**

Necessary for mounting the GPS brackets.



620.12.092.044

950/990 ADVENTURE 05-12

**MOUNTING FOR GPS BRACKET**

Universally applicable option for mounting the GPS bracket. Also for use with other models.



760.12.992.044

950/990 ADVENTURE 03-12

**UNIVERSAL GPS BASIC BRACKET**

Simple fitting on every original KTM handlebar clamp by means of a cushioned support. Provides the opportunity of attaching an electric socket and securing the navigation system, together with its bracket, against theft. If you want to lock your sat-nav securely, you'll also need one of the PowerParts GPS brackets.



620.02.903.150

**GPS/PDA BAG LARGE**

Size: 170 mm x 130 mm x 35 mm. Keeps documents, maps, plus navigation and communication devices (e.g. mobile phone) in your field of view, dry and protected from vibration. Required for mounting: bracket 620.02.903.100.



601.12.992.000/30

950/990 ADVENTURE 03-12

**GPS BRACKET FOR GARMIN ZUMO 660**

620.02.903.100

950/990 ADVENTURE 03-12

**MOUNTING FOR GPS/PDA BAGS**

Only for use with original handlebar mounting.

601.12.092.080

950/990 ADVENTURE 03-12

**GPS BRACKET FOR GARMIN ZUMO 550**

As 601.12.092.040.



601.12.092.040

950/990 ADVENTURE 03-12

**GPS BRACKET FOR TOMTOM RIDER**

With this elegant lockable structure, your navigation system can be fitted to your motorcycle free from vibration. Apart from the classic means of fastening to the handlebar cross brace (601.12.092.070), which can be used on practically all models, a special bracket 601.12.092.150, is available for the 950/990 ADVENTURE, with which the navigation system is positioned ideally on the bike.



601.12.992.000/30

950/990 ADVENTURE 03-12

**GPS BRACKET FOR GARMIN ZUMO 660**

As 601.12.092.040.



600.08.008.100

950/990 ADVENTURE 03-12

**TOURING WINDSCREEN**

We recommend the touring windscreen for longer trips.



601.03.923.050

950/990 ADVENTURE 03-12

**STAND PLATE LARGE**

With this larger stand foot, your bike has a more secure footing on soft ground.



620.02.903.100

950/990 ADVENTURE 03-12

**MOUNTING FOR GPS/PDA BAGS**

Only for use on original handlebar mounting.





950/990

LC8



601.12.924.100

950/990 ADVENTURE/R 03-12

**ALUMINUM CASE**

Durable, waterproof single case made of 1.5 mm aluminum, with no welded seams along the edges. Rounded edges and corners with extremely robust plastic protectors on the corners. Can be used on left and right sides. Suitable for the 765.12.920.000 case carrier system (not included). Two locking mechanisms with a hinge function for opening the case, lashing eyes on the cover and preparation for additional security locks. Matching lock kit 601.12.924.050 (contains 6 locks for both cases).  
 » Capacity: approx. 10 gallon; 44 x 24 x 39 cm  
 » Matching inside pocket = 601.12.024.070



600.12.020.100

950/990 ADVENTURE 03-12

**CASE CARRIER**

Torsionally rigid, tubular steel rack specially designed to take all case systems available from KTM. Simple fitting, without modifying the passenger foot pegs. Optimum load distribution via existing mounting points on the chassis.

603.12.978.044

950/990 ADVENTURE 03-12

**EXTENDED CARRIER PLATE**

Extra-large carrier plate, e.g. for transporting luggage rolls:  
 » Ideal for transporting luggage bag 601.12.078.000  
 » Not suitable for mounting a top case  
 » Max. load 10 lbs



601.12.078.000 FOR 603.12.978.044

950/990 LC8

**LUGGAGE BAG 10 GALLON**

Completely waterproof and flexible in size! The ideal solution for all those wanting to go on long or short tours from time to time.



601.12.915.044

**HELMET LOCK AND DRY BAG**

This little package contains all you need for securing your helmet safely on your KTM. Steel cable, number lock and a waterproof bag for your helmet.



601.12.929.050

950/990 ADVENTURE 03-12

**CARRIER PLATE FOR TOP CASE**

For aluminum top case 601.12.929.100.



601.12.178.000

**ZIPPER LOCK**

Prevents nimble fingers from laying hands on your luggage! For use with 600.12.978.000, 620.12.925.000, 601.12.078.000 and 750.12.919.000.



756.12.978.100

**UNIVERSAL REAR BAG/BACKPACK**

The ideal solution for short trips or the daily ride to work:

- » Volume: 4.2 gal-8.5 gal
- » Including rain cover
- » Attached with straps to the carrier plate
- » Rucksack function, with very high quality back part and shoulder straps
- » Stowage compartment for U-lock 600.12.016.000



600.12.978.000

990 ADVENTURE 03-12

**REAR BAG**

Bag with Quicklock system for easy mounting. The volume of the bag can be varied between 3.2 gal and 4.75 gal. The following additional carrier plates are required for mounting: 990 SUPERMOTO 626.12.027.050/ADVENTURE 601.12.927.044.



990 ADVENTURE 601.12.927.044

990 SM 626.12.027.050

601.12.929.100

950/990 ADVENTURE/R 03-12

**ALUMINUM TOP CASE**

Robust aluminum top case for hard offroad riding. Whether it be uneven dirt tracks, a world tour or simply around town, the aluminum top case never lets you down.

- » Manufactured seamlessly from 1.5 mm thick, high-strength aluminum
  - » Waterproof
  - » Dimensions 31 cm x 40 cm x 30 cm
  - » Volume 10 gal
  - » Maximum load 5 kg
  - » Lockable top case (lid and on the base plate)
  - » Recommended operational use: offroad tours, dirt tracks
- Options available:  
 » Lock kit 601.12.924.050 is not included in the scope of supply  
 » Carrier plate 601.12.929.050 is required for mounting



781.12.978.000

**UNIVERSAL REAR BAG**

Stowage space for everything that needs to be readily to hand on tour, such as tools, drinks, mobile phone, etc.  
 » Made from robust, waterproof material; welded seams  
 » Volume: 1.3 gal  
 Fitting with supplied straps:  
 » On the vehicle rear end  
 » At the lashing eyes on the case lid



750.12.919.000

950/990 ADVENTURE 03-12

**TANK BAG**

The ideal companion for every tour:  
 » Manufactured from durable nylon, with abrasion-resistant edging made from reflective material  
 » Extremely robust, all-round zip fasteners  
 » Map pocket, individual compartments  
 » Attached with sturdy soft straps  
 » Max. volume 4.75 GAL  
 » Scope of supply: raincover and shoulder strap included





1190 ADVENTURE/R  
1290 SUPER ADVENTURE

- » TOURING CASE LEFT (603.12.924.144)
- » TOURING CASE RIGHT (603.12.925.144)
- » TOURING TOP CASE (603.12.929.000)
- » BACKREST FOR TOURING TOP CASE (603.12.929.030)
- » 2K REAR SPROCKET (601.10.051.042 / 04)
- » RADIAL ROADLOK (610.12.932.000)
- » FACTORY OIL FILTER COVER (750.38.041.100)
- » FACTORY IGNITION COVER PLUG (772.30.002.060 / 04)
- » BRAKE FLUID RESERVOIR COVER (603.13.909.000)





603.02.179.000/04 **NEW**

603.02.179.100/28 **NEW**

603.02.179.100/30 **NEW**

1190 ADVENTURE/R  
1290 SUPER ADVENTURE

**HANDGUARDS**

The closed, two-component plastic handguards developed by KTM feature a black center section that offers maximum strength for optimum protection. The colorful upper and lower parts are highly flexible and endure even the roughest of treatment without complaint.



760.02.979.000/04 **NEW**

760.02.979.000/28 **NEW**

760.02.979.000/30 **NEW**

1190 ADVENTURE/R 13-15  
1290 SUPER ADVENTURE 15

**ALUMINUM HANDGUARDS**

These handguards developed especially for KTM bikes are an indispensable companion for serious offroad. The wide, spacious design ensures excellent mobility and maximum protection against impact, roost, branches, etc.



613.30.986.044

1190 ADVENTURE/R 13-15  
1290 SUPER ADVENTURE 15

**CARBON CLUTCH COVER PROTECTION**

Maximum protection for the clutch cover with a factory look:  
» Carbon-Kevlar design  
» 5 mm thick in concentrated areas to provide maximum protection




693.30.985.044

1190 ADVENTURE/R 13-15  
1290 SUPER ADVENTURE 15

**CARBON IGNITION COVER PROTECTION**

Maximum protection for the ignition cover with a factory look:  
» Carbon-Kevlar design  
» 5 mm thick in concentrated areas to provide maximum protection



603.05.979.200 **50 STATE STREET LEGAL**

1190 ADVENTURE/R 13-15  
1290 SUPER ADVENTURE 15

**AKRAPOVIC SLIP-ON SILENCER**

Improved sound, more style and less weight with a long service life:  
» Very light yet robust construction made from high-grade titanium (outer skin) and stainless steel (internal parts)  
» Weight saving approx. 6.5 LBS  
» Carbon exhaust guard included in scope of supply  
» Plug & play fitting  
» No new engine mapping necessary

603.05.979.020 **REPAIR KIT**  
603.05.979.020 **REPL. END CAP**



603.07.914.000

1190 ADVENTURE/R 13-15

**TANK PROTECTION STICKER**

Lasting protection for the paintwork at areas of the fuel tank subject to heavy wear.  
» Made from a high quality, elastic base film  
» Structured surface for better grip  
» No more unsightly scratches or matt areas on the tank



603.12.964.044

1190 ADVENTURE/R 13-15

**HEATED GRIPS**

Warm hands en route! Specially developed for the new KTM models so it can be controlled directly from the speedo menu system.





Made from high-grade aluminum and finished with an abrasion-resistant anodized coating, KTM CNC parts replace your KTM's standard cover, creating an outstanding, virtually indestructible visual highlight.

**603.04.937.000**

1190 ADVENTURE/R 13-15  
1290 SUPER ADVENTURE 15



**SWINGARM BOLT COVER SET**  
CNC-machined cover for the swingarm pivot.

**SXS.07.125.200**

1190 ADVENTURE/R 13-15  
1290 SUPER ADVENTURE 15



**PHDS PROGRESSIVE HANDLEBAR DAMPING SYSTEM**  
The CNC-machined handlebar mounting with cushioning rubber inserts relieves wrist and shoulder joints.  
Further benefits of the PHDS:  
» Cushioning of heavy knocks  
» Absorption of vibration from chassis and engine  
» Additional handlebar damping in horizontal direction  
» Optimum steering precision  
» Handlebar height adjustable to 2 positions  
» Further damping elements available in three degrees of hardness (soft, medium, hard) for individual tuning

SXS.05.125.203	ELASTOMER	GREEN / SOFT
SXS.05.125.204	ELASTOMER	YELLOW / MEDIUM (STANDARD)
SXS.05.125.205	ELASTOMER	RED / HARD

**750.38.041.100**

1190 ADVENTURE/R 13-15  
1290 SUPER ADVENTURE 15



**FACTORY OIL FILTER COVER**

**SXS.09.450.210**

1190 ADVENTURE/R 13-15  
1290 SUPER ADVENTURE 15



**HYDRAULIC CLUTCH COVER**

**690.13.962.000**

1190 ADVENTURE/R 13-15  
1290 SUPER ADVENTURE 15



**REAR BRAKE RESERVOIR CAP**

**789.01.939.044**

32 MM

**789.01.939.144**

37 MM

**789.01.939.244**

42 MM

**789.01.939.344**

47 MM

**789.01.939.444**

52 MM

**NEW**



**HANDLEBAR MOUNTING**

Available in five different heights. Included in the kit are 2 x handlebar support lower parts and 2 x fastening bolts. The upper parts and bolts required for clamping the handlebar are taken from the original handlebar support.

**603.38.985.000/04** **NEW**

1190 ADVENTURE/R 13-15  
1290 SUPER ADVENTURE 15



**CNC FILLER PLUG**

**HIGHLIGHT**

**772.30.002.060/04**

1190 ADVENTURE/R 13-15  
1290 SUPER ADVENTURE 15



**FACTORY IGNITION COVER PLUG**

**613.30.926.044**

1190 ADVENTURE/R 13-15  
1290 SUPER ADVENTURE 15



**CLUTCH COVER**

**603.13.909.000**

1190 ADVENTURE/R 13-15  
1290 SUPER ADVENTURE 15



**BRAKE FLUID RESERVOIR COVER**





603.02.932.000

1190 ADVENTURE/R 13-15  
1290 SUPER ADVENTURE 15**FOLDABLE AND ADJUSTABLE BRAKE AND CLUTCH LEVER SET**

Our PowerParts levers are a visual highlight with technical and ergonomic added value.

- » CNC-machined from high-strength aluminum
- » Tough black anodized surface finish
- » Lever can fold away upwards in the event of a crash
- » Adjustable grip width
- » Adjustable lever length

601.12.035.000

1190 ADVENTURE/R 13-15  
1290 SUPER ADVENTURE 15**ALARM SYSTEM**

The KTM PowerParts alarm has been tried and tested to be one of the best on the market.

The benefits at a glance:

- » Plug & play system – wiring harness ready for fitting
- » Fail-safe, dual-circuit immobiliser
- » Integrated microchip motion sensor
- » Stowage compartment under seat protected additionally with a reed switch
- » Two watertight, anti-scan radio transmitters with rolling code

Note:

- » Mounting kit 901.12.935.100 is required for installation.



603.12.935.044

1190 ADVENTURE/R 13-15  
1290 SUPER ADVENTURE 15**ALARM SYSTEM MOUNTING KIT**

Required for installing alarm system 601.12.035.000; contains all the necessary parts for fixing it securely to the vehicle.

603.12.953.000

1190 ADVENTURE/R 13-15  
1290 SUPER ADVENTURE 15**DONGLE**

The ABS dongle enables additional functions in the ABS control module and the ECU (1190 ADVENTURE only).

Available functions:

- » 1-channel ABS mode: Locking of the rear wheel is possible; ABS only regulates the front wheel
- » ABS mode "Off": ABS also remains deactivated when the ignition is switched off and on again
- » "Bad fuel" mode: reduced engine power or riding in countries with lower quality fuel (85 octane)

The detailed, vehicle-specific functional overview is available from your KTM dealer.



603.14.910.033 OFFROAD USE ONLY

1190 ADVENTURE/R 13-15  
1290 SUPER ADVENTURE 15**AUXILIARY LED LAMP KIT**

Two auxiliary lights with wide angle of illumination significantly improves illumination while riding offroad. This increases safety when riding at night.





603.06.922.000

1190 ADVENTURE/R 13-15  
1290 SUPER ADVENTURE 15**DUST PROTECTION KIT FOR INTAKE SYSTEM**

Recommended for offroad use in regions with high sand and dust levels:

- » Premature sanding up of the air filter is prevented
- » Simple fitting and cleaning

603.06.115.000

1190 ADVENTURE/R 13-15  
1290 SUPER ADVENTURE 15**AIR FILTER**

Recommended for offroad use in regions with high sand and dust levels.



603.07.940.000

1190 ADVENTURE/R 13-15  
1290 SUPER ADVENTURE 15**ERGO HEATED SEAT**

Stay warm in cool conditions. The Ergo Heated Seat is a combination of the finest workmanship providing a heated seat with superior performance and comfort.

Seat heater:

- » Adjustable to three levels
- » Simple fitting thanks to plug & play system
- » Separately adjustable PASSENGER ERGO SEAT available as an option

Comfort and ergonomics:

- » Optimized shape: narrower at the front; slightly wider at the rear. The perfect combination for greater freedom of movement in tandem with greater comfort
- » Special foam (3D structural mesh) with inbuilt tunnel form for even pressure distribution
- » Seat height + 20 mm



603.07.947.000

1190 ADVENTURE/R 13-15  
1290 SUPER ADVENTURE 15**PASSENGER ERGO SEAT HEATED**

Don't leave your passenger in the cold! The Pillion Ergo Heated Seat provides the same features as the rider seat with separate heat settings controlled by the rider.

- » Can only be used in conjunction with the rider ERGO HEATED SEAT



603.12.968.244/04

603.12.968.244/33

1190 ADVENTURE/R 13-15

**ENGINE GUARDS**

Plastic-coated tubular steel bars attached sturdily to the frame protect the ADVENTURE tank in the event of minor crashes and falls.



603.03.990.044 ALUMINUM

1190 ADVENTURE/R 13-15

**SKID PLATE**

If you're planning to take part in a rally or a trip through the most treacherous regions on Earth or simply want to make your 1190 ADVENTURE look more like a rally bike – our skid plate makes it possible:

- » Heavy-duty design made of 6 mm thick, high-strength aluminum
- » Protects engine case and exhaust manifold
- » Protects against roost and other light impact damage



**604.00.950.000** **NEW**  
1290 SUPER ADVENTURE 15

#### HHC HILL HOLD CONTROL

Increased convenience and assistance with stopping and starting on inclines.

- » HHC holds the vehicle for approx. 5 seconds when stopping (brake actuation required) on inclines.
- » The brake releases automatically when starting or after approx. 5 seconds
- » Must be installed by authorized KTM Dealer

**603.00.995.000** **NEW**  
1190 ADVENTURE/R 13-15  
1290 SUPER ADVENTURE 15

#### ATIR AUTOMATIC TURN INDICATOR RESET

Greater safety and convenience with the automatic indicator reset, making forgotten indicators after turning or overtaking a thing of the past.

- » Automatic reset after 10 s and a distance travelled of 150 m
- » The counter is halted while the vehicle is at a standstill
- » Must be installed by authorized KTM Dealer



**601.10.051.042/04** Z42  
**601.10.051.045/04** Z45  
1190 ADVENTURE/R 13-15  
1290 SUPER ADVENTURE 15

#### 2K REAR SPROCKET ORANGE

If you're looking for the ultimate in quality and performance, this sprocket is the one for you!

- » High-strength steel teeth
  - » Aluminum inner ring
  - » Joined together permanently with high-strength rivets
  - » At least three times longer service life than other aluminum rear sprockets
  - » Only half as heavy as conventional steel rear sprockets
- Another benefit: longer service life for the entire drivetrain

**604.00.970.000** **NEW**  
1290 SUPER ADVENTURE 15

#### MSR MOTOR SLIP REGULATION

Greater safety before and during cornering, as well as with alternating or slippery road surfaces, low outside temperatures and similar situations:

- » Targeted intervention by the engine management system prevents rear wheel over-braking with the engine's braking effect
- » Must be installed by authorized KTM Dealer

**603.00.940.000**  
1190 ADVENTURE 13

#### TIRE PRESSURE MONITORING SYSTEM

Installed by Authorized KTM Dealer

- » Must be installed by authorized KTM Dealer

**603.00.960.000**  
1190 ADVENTURE/R 13-15

#### MSC MOTORCYCLE STABILITY CONTROL

Installed by Authorized KTM Dealer

- » Must be installed by authorized KTM Dealer



**601.03.940.000**  
1190 ADVENTURE/R 13-15  
1290 SUPER ADVENTURE 15


#### FOOT PEGS "RALLY"

Ride like our multiple Dakar winners

FOOT PEGS "RALLY" SET are straight from the world of motorsport.

The benefits:

- » Enlarged tread surface area
- » Greater control/safety
- » Fatigue-free riding standing up



**604.35.940.044** **NEW**  
1190 ADVENTURE/R 13-15  
1290 SUPER ADVENTURE 15

#### RADIATOR PROTECTION GRILL

The radiator protection grille provides excellent protection against roost:

- » Laser-cut, 1.5 mm thick, aluminum sheet
- » Black powder coating for corrosion protection



**610.12.932.000**

1190 ADVENTURE/R 13-15  
1290 SUPER ADVENTURE 15

#### RADIAL ROADLOK

Patented RoadLoK technology provides you with the most effective and elegant option for protecting your KTM from theft.

All the benefits at a glance:

- » Lock body machined from high-grade aluminum
- » Premium quality, orange anodized surface finish
- » Bolted directly to the brake calliper
- » High-strength steel pin slides directly into the holes in the brake disc
- » No vehicle movement possible when locked
- » No dismantling possible when locked







601.12.929.100

1190 ADVENTURE/R 13-15  
1290 SUPER ADVENTURE 15**ALUMINUM TOP CASE 38 L**

Robust aluminum top case for hard offroad riding. Whether it be uneven dirt tracks, a world tour or simply around town, the aluminum top case never lets you down.

- » Manufactured seamlessly from 1.5 mm thick, high-strength aluminum
  - » Waterproof
  - » Dimensions 31 cm x 40 cm x 30 cm
  - » Volume 10 gallon
  - » Maximum load 5 kg
  - » Lockable top case (lid and on the base plate)
  - » Recommended operational use: offroad tours, dirt tracks
- Options available:
- » Lock kit 601.12.924.050 is not included in the scope of supply
  - » Carrier plate 603.12.927.044 is required for mounting



603.12.927.044

1190 ADVENTURE/R 13-15  
1290 SUPER ADVENTURE 15**CARRIER PLATE FOR ALUMINUM TOPCASE**

Carrier plate for aluminum top case 601.12.929.100.



603.12.913.044

1190 ADVENTURE/R 13-15  
1290 SUPER ADVENTURE 15**ADDITIONAL STORAGE COMPARTMENT**

Even more stowage space for tools, bulky materials, etc.

- » Simple fitting between the right-hand side case and the vehicle rear end
- » Made from 2.5 mm thick aluminum
- » Can only be fitted in combination with aluminum case 603.12.923.000 and case carrier system 603.12.912.144

603.12.922.000

1190 ADVENTURE/R 13-15  
1290 SUPER ADVENTURE 15**ALUMINUM CASE LEFT**

Robust, waterproof aluminum single case for offroad use. Whether it be uneven dirt tracks, a world tour or simply around town, the aluminum case never lets you down.

- » Manufactured seamlessly from 1.5 mm thick, high-strength aluminum
  - » Waterproof
  - » Rounded corners and edges with plastic protectors
  - » Dimensions: 44 cm x 28 cm x 39 cm (left)
  - » Vehicle width with cases fitted: 105 cm
  - » Volume: 12 gal
  - » Maximum load: 22 lbs
  - » Cover lockable with lock kit available as an option
  - » Recommended operational use: offroad tours, dirt tracks
- Options available:
- » Lock kit 601.12.924.050 is not included in the scope of supply
  - » Carrier for aluminum cases 603.12.912.144 is required for fitting



603.12.912.144

1190 ADVENTURE/R 13-15  
1290 SUPER ADVENTURE 15**CASE CARRIER FOR ALUMINUM CASE**

Robust case carrier system for mounting the aluminum cases:

- » Simple fitting to available mounting points
- » No modification necessary to passenger foot pegs
- » Optimum load transfer through existing mounting points on the chassis

603.12.923.000

1190 ADVENTURE/R 13-15  
1290 SUPER ADVENTURE 15**ALUMINUM CASE RIGHT**

» Dimensions: 44 cm x 20 cm x 39 cm (right)

» Volume: 8.2 gal





603.12.978.044

1190 ADVENTURE/R 13-15  
1290 SUPER ADVENTURE 15**EXTENDED CARRIER PLATE**

Extra-large carrier plate for transporting luggage rolls:

- » Ideal for luggage bag 601.12.078.000
- » Not suitable for mounting a top case
- » Max. load 10lbs

781.12.978.000

1190 ADVENTURE/R 13-15  
1290 SUPER ADVENTURE 15**UNIVERSAL REAR BAG**

Stowage space for everything that needs to be readily to hand on tour, such as tools, drinks, mobile phone, etc.

- » Made from robust, waterproof material with welded seams
- » Volume: 1.3 gal
- Fitting with supplied straps:
- » On the vehicle rear end
- » At the lashing eyes on the case lid



601.12.078.000 FOR 603.12.978.044

1190 ADVENTURE/R 13-15  
1290 SUPER ADVENTURE 15**LUGGAGE BAG**

Completely waterproof and flexible in size! The ideal solution for all those wanting to go on long or short tours from time to time.







**603.12.924.144** NOT FOR OFFROAD USE  
 1190 ADVENTURE/R 13-15  
 1290 SUPER ADVENTURE 15

#### TOURING CASE LEFT

No compromises when it comes to luggage for long trips. A perfect match for the KTM 1190 ADVENTURE/R, this case system was integral in the development of the vehicle from the very beginning.

- » Material mix of plastic and aluminum
- » Waterproof and lockable (lock cylinder included in scope of supply)
- » Hybrid construction, functionally optimum mix of top-loader and side-opener
- » Dimensions: each 49 cm x 30 cm x 40 cm
- » Vehicle width with both cases: 96 cm
- » Volume: 11 gal left, 8.2 gal right (silencer side)
- » Maximum load: 22 lbs per side
- » Recommended operational use: Road tours, alpine passes, long trips on paved roads

Options available:

- » Inner bag 603.12.924.060 (left)
- » Inner bag 603.12.925.060 (right)

**603.12.925.144** NOT FOR OFFROAD USE  
 1190 ADVENTURE/R 13-15  
 1290 SUPER ADVENTURE 15

#### TOURING CASE RIGHT

**603.12.929.000**  
 1190 ADVENTURE/R 13-15  
 1290 SUPER ADVENTURE 15

#### TOURING TOP CASE

- » Material mix of plastic and aluminum
  - » Watertight and lockable (lock cylinder included in scope of supply)
  - » Floating plate prevents the vehicle from oscillating from side to side at high speeds
  - » Dimensions: 49 cm x 30 cm x 40 cm
  - » Volume: 11 gal
  - » Maximum load: 11 lbs
  - » Recommended operational use: Road tours, alpine passes, long trips on paved roads
- Options available:  
 » Inner bag 603.12.924.060 (left) passes, long trips on paved roads

**603.12.929.030**  
 1190 ADVENTURE/R 13-15  
 1290 SUPER ADVENTURE 15

#### BACKREST FOR TOURING TOP CASE

The optional backrest provides the passenger passenger with greater comfort.



**603.12.924.060** FOR 603.12.924.144  
 1190 ADVENTURE/R 13-15  
 1290 SUPER ADVENTURE 15

#### INNER BAG TOURING CASE LEFT

Also for use with touring top case.



**750.12.919.000**  
 1190 ADVENTURE/R 13-15  
 1290 SUPER ADVENTURE 15

#### TANK BAG

The ideal companion for every tour:

- » Manufactured from durable nylon, with abrasion-resistant edging made from reflective material
- » Extremely robust, all-round zip fasteners
- » Map pocket, individual compartments
- » Attached with sturdy soft straps
- » Max. volume 4.75 GAL
- » Scope of supply: raincover and shoulder strap included

**603.12.925.060** FOR 603.12.925.144  
 1190 ADVENTURE/R 13-15  
 1290 SUPER ADVENTURE 15

#### INNER BAG TOURING CASE RIGHT

The clever option for the luggage case system. Whether you're staying in a tent or a hotel: your luggage is always close at hand.







**604.12.919.000** **NEW**  
 1190 ADVENTURE/R 13-15  
 1290 SUPER ADVENTURE 15

**TANK BAG**

The ideal companion for every tour:  
 » Manufactured from durable nylon, with abrasion-resistant edging made from reflective material  
 » Extremely robust, all-round zip fasteners  
 » Map pocket, individual compartments  
 » Attached with sturdy soft ties  
 » Max. volume 4.75 gal  
 » Rain cover and shoulder strap included

**603.12.992.044**  
 1190 ADVENTURE/R 13-15

**MOUNTING FOR GPS BRACKET**

Mounting for GPS bracket – fits perfectly into the ADVENTURE cockpit! Protects the GPS from vibration; adjustable inclination (light incidence). Fits all Garmin GPS devices. (Refer to pg. 79-79 for specific GPS mounts)



**603.12.927.000** **NEW**  
 1190 ADVENTURE/R 13-15  
 1290 SUPER ADVENTURE 15

**CARRIER PLATE FOR TOP CASE**

For top cases 620.12.927.000/04/28/33



**620.02.903.100**  
 1190 ADVENTURE/R 13-15  
 1290 SUPER ADVENTURE 15

**BRACKET FOR GPS/PDA BAG**

Only for use on original handlebar mounting.



**620.02.903.150**  
 1190 ADVENTURE/R 13-15  
 1290 SUPER ADVENTURE 15

**GPS/PDA BAG LARGE**

Size: 170 mm x 130 mm x 35 mm. Keeps documents, maps, plus navigation and communication devices (e.g. mobile phone) in your field of view, dry and protected from vibration. Required for mounting: bracket 620.02.903.100.



**620.12.927.000/04** **NEW**  
**620.12.927.000/28** **NEW**  
**620.12.927.000/30** **NEW**  
 1190 ADVENTURE/R 13-15  
 1290 SUPER ADVENTURE 15

**TOP CASE**

With 12.7 gallons of storage space, this top case easily stows two full-face helmets. It makes use of a practical press-lock system and a combination lock for opening the cover and releasing the fastening. Dimensions 61 cm x 46 cm x 31 cm  
 Volume 12.7 gal  
 Additionally, for the assembly the carrier plate is required:  
 » 603.12.927.000  
 Options available (not included in the scope of supply):  
 » 620.12.027.052 Backrest for Top Case 48 l



**603.08.008.100**  
 1190 ADVENTURE/R 13-15

**WINDSHIELD STANDARD**

Standard 1190 ADVENTURE windshield for ADVENTURE R riders, who want to take longer trips with improved wind protection.  
 » Height: 330 mm



**603.08.008.600**  
 1190 ADVENTURE/R 13-15

**WINDSCREEN "R"**

Standard ADVENTURE R windshield  
 » Height: 192 mm  
 » Tinted design



**603.08.965.100**  
 1190 ADVENTURE/R 13-15

**TOURING WINDSCREEN**

Greater wind protection for larger riders, for relaxed, fatigue-free travelling:  
 » Greater wind protection on long trips  
 » Less turbulence around the helmet and in the neck area  
 » Height: 385 mm  
 » Tinted design



# 1190 RC8 R

- » SWINGARM DECAL SET (690.04.030.090)
- » TANK PAD (690.07.011.000)
- » 2K REAR SPROCKET (611.10.051.038/04)
- » SLIPPER CLUTCH (691.32.900.000)
- » LICENSE PLATE HOLDER SHORT (690.08.915.033)
- » CLUB RACE KIT (693.05.999.000)





Finest carbon for an elegant appearance and maximum weight reduction. The precise workmanship is eye-catching. The average weight reduction for each fairing part is between 30% and 55%. Thanks to a perfect fit, the fairing is very easy to attach. Matt surface.



691.30.985.044

1190 RC8 R 08-10

693.30.985.044

1190 RC8 R 11-15



**CARBON IGNITION COVER PROTECTION**

Maximum protection for the ignition cover with a factory look

- » Carbon-Kevlar design
- » 5 mm thick in concentrated areas to provide maximum protection

613.30.986.044

1190 RC8 R 08-15



**CARBON CLUTCH COVER PROTECTION**

Maximum protection for the clutch cover with a factory look

- » Carbon-Kevlar design
- » 5 mm thick in concentrated areas to provide maximum protection

690.08.908.000

1190 RC8 R 08-15

**WINDSCREEN TINTED**

Improves the appearance of the bike with a special tint, particularly in combination with our carbon fairing.

690.08.031.000/49

1190 RC8 R 08-15

**CARBON REAR COVER**

690.08.999.000

1190 RC8 R 08-15

**DECAL SET FOR CARBON FAIRING**

690.08.043.000/49

1190 RC8 R 08-15

**CARBON SEAT FAIRING LEFT**

690.08.044.000/49

1190 RC8 R 08-15

**CARBON SEAT FAIRING RIGHT**



690.08.041.000/49

1190 RC8 R 08-15

**CARBON REAR FAIRING LEFT**

690.08.042.000/49

1190 RC8 R 08-15

**CARBON REAR FAIRING RIGHT**

690.08.055.000/49

1190 RC8 R 08-15

**CARBON SILENCER FAIRING LEFT**

690.08.056.000/49

1190 RC8 R 08-15

**CARBON SILENCER FAIRING RIGHT**



An absolute must for every ambitious racer! The fiberglass fairing has been designed and developed in compliance with FIM regulations for Superstock. This means: the fairing can be painted to individual requirements (supplied primed), attached to the bike with quick releases and then it's off to the track. Complete polyester fairing kit only in combination with Racing mounting kit for control unit and voltage regulator 690.12.034.044. 14 x quick release 690.08.901.150 and 14 x mating part 450.07.040.050 required for fitting.



**690.08.102.100**  
1190 RC8 R 08-15

FIBERGLASS SIDE FAIRING LEFT



**690.08.147.150**  
1190 RC8 R 08-15

SEAT COWL PAD  
For use on our fiberglass seat fairings 690.08.947.100.



**690.08.901.150**  
1190 RC8 R 08-15

QUICK RELEASE



**450.07.040.050**  
1190 RC8 R 08-15

QUICK RELEASE MOUNT

**690.08.101.100**  
1190 RC8 R 08-15

FIBERGLASS FRONT FAIRING



**690.08.114.100**  
1190 RC8 R 08-15

FIBERGLASS REAR FAIRING



**690.08.160.200** FOR AKRAPOVIC SILENCER 691.05.283.100 / 690.05.283.100  
**690.08.160.300** **NEW** FOR STANDARD SILENCER  
1190 RC8 R 08-15

FIBERGLASS UNDER-ENGINE FAIRING

**690.08.110.100**  
1190 RC8 R 08-15

FIBERGLASS FRONT FENDER



**690.08.947.100**  
1190 RC8 R 08-15

FIBERGLASS SEAT COWL WITH QUICK-RELEASE



**691.08.908.000**  
1190 RC8 R 08-15

RACING WINDSHIELD  
Clear windshield developed by the AMA SuperBike Factory Riders!



**690.12.034.044**  
1190 RC8 R 08-15

RACING MOUNTING KIT, CONTROL UNIT AND VOLTAGE REGULATOR



**690.03.901.023**  
1190 RC8 R 08-15

STEERING END STOP  
Prevents the steering damper being damaged by extreme handlebar movement. Fits all RC8 models as of VIN VBKVR94068M947878.



**600.05.022.244** CLOSED COURSE USE ONLY  
1190 RC8 R 08-15

SIDE STAND REMOVAL KIT  
For easy side stand removal: Dismantle stand, (the bracket remains on the bike) and plug in adapter for the sensor on the side stand.



**613.05.922.044** CLOSED COURSE USE ONLY  
1190 RC8 R 08-15

SIDE STAND REMOVAL KIT  
Completely remove the side stand along with its bracket and mount the lightweight chain failsafe device with shift shaft bracket. Provides maximum weight reduction and a real racing look.





693.07.914.000

1190 RC8 R 08-15

**TANK PROTECTION STICKER**

Lasting protection for the paintwork at areas of the fuel tank subject to heavy wear.

- » Made from a high quality, elastic base film
- » Structured surface for better grip
- » No more unsightly scratches or matt areas on the tank



690.04.030.090

1190 RC8 R 08-15

**SWINGARM DECAL SET**

Prevents scratching of the swingarm!



690.07.909.000

1190 RC8 R 08-15

**TANK CAP STICKER**



690.07.011.000

1190 RC8 R 08-15

**TANK PAD**

Made from high-grade aluminum and finished with an abrasion-resistant anodized coating, KTM CNC parts replace your KTM's standard cover, creating an outstanding, virtually indestructible visual highlight.



613.30.926.044

1190 RC8 R 08-15

**CLUTCH COVER**



690.08.926.050

1190 RC8 R 08-15

**QUICK RELEASE COVER**



750.38.041.100

1190 RC8 R 08-15

**FACTORY OIL FILTER COVER**



772.30.002.060/04

1190 RC8 R 08-15

**FACTORY IGNITION COVER PLUG**



603.13.909.000

1190 RC8 R 08-15

**BRAKE FLUID RESERVOIR COVER**



610.02.055.060

1190 RC8 R 08-15

**CLUTCH RESERVOIR COVER**



690.13.962.000

1190 RC8 R 08-15

**REAR BRAKE RESERVOIR CAP**

1  
2  
3  
4  
5  
6  
7  
8





601.12.035.000

1190 RC8 R 08-15

**ALARM SYSTEM**

The KTM PowerParts alarm has been tried and tested to be one of the best on the market.

The benefits at a glance:

- » Plug & play system – wiring harness ready for fitting
- » Fail-safe, dual-circuit immobiliser
- » Integrated microchip motion sensor
- » Stowage compartment under seat protected additionally with a reed switch
- » Two watertight, anti-scan radio transmitters with rolling code

Note:

- » Mounting kit 901.12.935.100 is required for installation.



690.12.035.044

1190 RC8 R 08-15

**ALARM SYSTEM MOUNTING KIT**

611.09.960.000

1190 RC8 R 08-15

**WAVE-TYPE BRAKE DISC 320 MM**

Floating, stainless steel brake disc. Use of the best materials from the world of racing guarantees consistent brake performance in all conditions. Even when subjected to the highest loads, the disc does not distort in any way; this is ensured by a constant pressure point. The disc characteristics have been specially adapted to superbike requirements, not only in terms of performance. With its orange anodized center, the Wave Disc is also something to savour visually!



691.09.945.000

1190 RC8 R 08-15

**FRONT SLIDE PADS**

Helps protect the fork from damage in the event of a minor crash.



690.10.060.100

1190 RC8 R 08-15

**WAVE-TYPE BRAKE DISC REAR 220 MM**

The floating brake disc for the rear wheel is ideally suited both to the look and the performance of the RC8. It delivers consistent performance and crystal clear feedback, even under the most demanding of loads!



613.10.945.000

1190 RC8 R 08-15

**REAR SLIDE PADS**

Helps protect the swingarm in the event of a minor crash.



1

2

3

4

5

6

7

8





**780.13.920.000** FRONT  
1190 RC8 R 08-15

#### BRAKE BLEEDER SCREW

Bleeding the brakes or changing the brake fluid is completed in a matter of seconds, even on your own: First replace the original bleeder screw on the brake calliper with this new bleeder screw equipped with a check valve. When changing the brake fluid or bleeding the system, simply release the screw on the check valve by a half turn and pump the brake fluid through the system with the brake lever. The valve prevents air from forcing its way back into the system on releasing the brake lever. Supplied with an anodized dust cap. Suitable for the front brake caliper.



**611.10.051.037/04** Z37  
1190 RC8 R 08-15

**611.10.051.038/04** Z38  
1190 RC8 R 08-15

**611.10.051.040/04** Z40  
1190 RC8 R 08-15

**611.10.051.041/04** Z41  
1190 RC8 R 08-15



#### 2K REAR SPROCKET

If you're looking for the ultimate in quality and performance, this sprocket is the one for you!

- » High-strength steel teeth
- » Aluminum inner ring
- » Joined together permanently with high-strength rivets
- » At least three times longer service life than other aluminum rear sprockets
- » Only half as heavy as conventional steel rear sprockets

Another benefit: longer service life for the entire drivetrain

**620.14.949.000** CLOSED COURSE USE ONLY  
1190 RC8 R 08-15



#### ADAPTIVE BRAKE LIGHT

Adaptive brake lights are already very widely fitted as standard in the motor industry; now you can retrofit one to your KTM as well.

Benefits and safety features at a glance:

- » High-end electronics detect emergency braking on the basis of speed and deceleration values
- » If emergency braking is detected, the brake light flashes until the brake is released
- » A flashing light is more noticeable
- » Minimizes risk of a rear-end collision



**611.09.099.000**  
1190 RC8 R 08-15

**611.09.099.000/20**  
1190 RC8 R 08-15

#### RIM STICKER SET

Pre-cut sticker, suitable for front and rear rim.



**626.09.099.000**  
1190 RC8 R 08-15

#### RIM STICKER "TATTOO"

Only for wheels with 5-spoke design!

**610.12.932.000**  
1190 RC8 R 08-15

#### RADIAL ROADLOK

Patented RoadLoK technology provides you with the most effective and elegant option for protecting your KTM from theft.

All the benefits at a glance:

- » Lock body machined from high-grade aluminum
  - » Premium quality, orange anodized surface finish
  - » Bolted directly to the brake calliper
  - » High-strength steel pin slides directly into the holes in the brake disc
  - » No vehicle movement possible when locked
  - » No dismantling possible when locked
- Cannot be used with "Wave" brake disc 611.09.960.000.

**613.09.999.000**  
1190 RC8 R 08-15

#### RIM STICKER SET

- » New, three-colored design
- » Set for front and rear wheel
- » Pre-cut stickers





**691.05.283.100** TITANIUM CLOSED COURSE USE ONLY  
1190 RC8 R 09-15



**SILENCER EVO 4**  
Specially developed for the RC8 R club race kit! This Akrapovic exhaust leaves nothing to be desired: low weight, high quality titanium workmanship, terrific sound and a visual highlight. Complete with special mapping for perfect operation.

**691.05.907.000** TITANIUM CLOSED COURSE USE ONLY  
1190 RC8 R 09-15



**HEADER EVO 4**

- 1
- 2
- 3
- 4
- 5
- 6
- 7
- 8



**691.05.383.000**  
1190 RC8 R 08-15

TITANIUM  
CLOSED COURSE USE ONLY



#### EVOLUTION SILENCER SET

This titanium exhaust system is the solution for all RC8 riders looking for great sound, low weight and improved power development. All this combined with a modified look. The exhaust system can only be used with Evolution Header 691.05.907.100

**691.05.907.100**  
1190 RC8 R 11-14

TITANIUM  
CLOSED COURSE USE ONLY



#### EVOLUTION HEADER



**690.10.951.134** Z34

**690.10.951.135** Z35

**690.10.951.137** Z37

**690.10.951.138** Z38

**690.10.951.139** Z39

**690.10.951.140** Z40

1190 RC8 R 08-15

#### REAR SPROCKET 520

Made of high-strength aluminum. Only for use with the 520 chain.

**690.10.965.120**  
1190 RC8 R 08-15

#### CHAIN 520

High-strength, free-running chain that reduces resistance! This means extra power!

**690.34.080.000**  
1190 RC8 R 08-15

#### QUICKSHIFTER

The ingenious solution for changing up without the clutch! An electronic sensor registers the precise time at which the shift lever is applied for shifting and interrupts the ignition for a split second. This allows upshifting without resistance, without using the clutch and without closing the throttle. Also for use with reverse gear change kit 690.34.931.066. Requires mounting kit 690.34.081.044 for MY 08-10 or 693.34.981.033 for MY 11-15.



**690.33.929.015** Z15

**690.33.929.017** Z17  
1190 RC8 R 08-15

#### FRONT SPROCKET 520

Only for use with 520 chain.

**690.34.931.066**  
1190 RC8 R 08-15

#### REVERSE GEAR CHANGE KIT



**690.03.937.244**  
1190 RC8 R 08-15

#### ADJUSTABLE REAR SET

The CNC-machined footrest system made of high-strength aluminum is adjustable to 9 different positions. So you can quickly find the perfect sitting position. The corresponding heel guards are not supplied as standard. We recommend carbon heel guards 690.03.966.050/49 and 690.03.965.050/49.





**690.13.950.044** CLOSED COURSE USE ONLY  
1190 RC8 R 08-15

#### FOLDABLE BRAKE LEVER KIT



**690.02.942.044** CLOSED COURSE USE ONLY  
1190 RC8 R 08-15

#### FOLDABLE CLUTCH LEVER KIT

*In the event of a minor crash, this lever folds away instead of breaking off.*



**690.13.950.045**  
1190 RC8 R 08-15

#### BRAKE LEVER ADJUSTER WHEEL



**691.05.999.000** CLOSED COURSE USE ONLY  
1190 RC8 R 09-10

**693.05.999.000** CLOSED COURSE USE ONLY  
1190 RC8 R 11-15

#### CLUB RACE KIT

*The Club race kit is not only the perfect choice for ambitious visitors to racetrack training sessions, but also for RC8 R riders in various amateur racing series. The performance of the powerful V2 engine can be increased with very little effort. The use of a specially developed, high quality Akrapovic EVO 4 sports exhaust system in conjunction with a special air filter and corresponding mapping results in a significant increase in performance. Due to the low number of changes and the well thought out engine design, installation of the Club Race Kit can be carried out by any official KTM dealer in a matter of hours. Including Akrapovic EVO 4 system.*



**690.07.908.000**  
1190 RC8 R 08-15

#### RACING FUEL CAP

*Refuelling just like the professionals! Keyless and extremely quick.*



**690.29.096.140** CLOSED COURSE USE ONLY  
1190 RC8 R 08-15

#### USER SETTING TOOL

*Do-it-yourself EFI tuning – engine data logged! This combination of hardware and software makes fine adjustment of the injection really easy. Connect the bike to a laptop via an adapter and select the desired mixture setting with the clearly organized editing software. Select according to the revs, load range, environmental conditions and your personal riding preferences. Additional feature: Logging function for recording all relevant engine data during a lap.*



**613.05.922.044** CLOSED COURSE USE ONLY  
1190 RC8 R 08-15

#### SAS REMOVAL KIT

*Contains all parts required for removing the SAS system. Fitting only in combination with special mapping and Akrapovic complete system:  
» Akrapovic Evolution silencer 691.05.283.100/  
Akrapovic Evolution header 691.05.907.000 (RC8 R)*



**690.06.915.100** CLOSED COURSE USE ONLY  
1190 RC8 R 08-15

#### RACING AIR FILTER

*Let your engine breathe more freely; it will thank you with improved performance.*



**690.32.900.000**  
1190 RC8 08-10

#### SLIPPER CLUTCH

*This slipper clutch is an absolute must for every ambitious biker. Everyone knows the horrible feeling of rear wheel hopping: from time to time, heavy braking can lead to nerve-racking shuddering at the rear wheel. The solution to this problem: the slipper clutch. It has been developed for use on the racetrack and may contribute to increased wear of the clutch linings.*

**691.32.900.000**  
1190 RC8 R 09-15

#### ANTIHOOPING SLIPPER CLUTCH

*As 690.32.900.000, but with stiffer clutch springs.*





601.12.178.000

1190 RC8 R

08-15

**ZIPPER LOCK**

Prevents nimble fingers from laying hands on your luggage!  
For use with 690.12.019.000.



690.12.019.000

1190 RC8 R

08-15

**TANK BAG**

The tank bag developed especially for the RC8 fits in perfectly with the chiselled image of our superbike. The combination of inherently stable foam and textile fibers results in a creative design and highest levels of form stability. The supplied map pocket is mounted in a matter of seconds. Including waterproof inner bag.

690.08.915.033

1190 RC8 R

08-15

CLOSED COURSE USE ONLY

**LICENSE PLATE HOLDER SHORT**

Shortened version. LED indicators also add to the extremely sporty look.



690.12.007.000

1190 RC8 R

08-15

**PROTECTIVE COVER INDOOR**

No hope for dust, scratches, etc. thanks to the indoor bike cover specially tailored to the lines of the RC8! The fabric consists of a special material that is completely impermeable to dust and dirt. The inside has a soft lining.







## 1290 SUPER DUKE R

- » CARBON FRONT FENDER (693.08.010.000/49)
- » WAVE BRAKE DISC 320 MM (613.09.960.000)
- » TRIPLE CLAMP "RACE" (613.01.999.044/04)
- » FAIRING KIT BLACK (000.10.000.153)
- » GRAPHICS KIT "RACING" (613.08.999.000)
- » ERGO SEAT (613.07.940.000)
- » PASSENGER SEAT COVER (613.07.940.044)
- » AKRAPOVIC EVOLUTION COMPLETE SYSTEM (613.05.999.000)
- » CARBON SPLASH PROTECTION AND CHAINGUARD (613.04.950.000/49)



Put your KTM perfectly in the limelight with premium quality carbon.  
 » Made from highest quality carbon fiber  
 » Many times stiffer and lighter than the standard plastic components  
 » Satin surface finish featuring Akrapovic logo



**613.04.950.000/49**  
1290 SUPER DUKE R 14-15

**CARBON SPLASH PROTECTION AND CHAINGUARD**



**613.07.958.000/49**  
1290 SUPER DUKE R 14-15

**CARBON IGNITION COVER PROTECTION**



**613.08.910.000/49**  
1290 SUPER DUKE R 14-15

**CARBON FRONT FENDER (FRONT HALF)**



**613.30.986.044**  
1290 SUPER DUKE R 14-15

**CARBON CLUTCH COVER PROTECTION**

Maximum protection for the clutch cover with a factory look:  
 » Carbon-Kevlar design  
 » 5 mm thick in concentrated areas to provide maximum protection



**693.30.985.044**  
1290 SUPER DUKE R 14-15


**CARBON IGNITION COVER PROTECTION**

Maximum protection for the clutch cover with a factory look:  
 » Carbon-Kevlar design  
 » 5 mm thick in concentrated areas to provide maximum protection



**613.05.911.000/49**  
1290 SUPER DUKE R 14-15

**CARBON EXHAUST COVER KIT**



**693.08.010.000/49**  
1290 SUPER DUKE R 14-15

**CARBON FRONT FENDER (FULL)**





## HIGHLIGHT

**613.05.984.044**

1290 SUPER DUKE R 14-15

### CARBON SILENCER BRACKET

- » Uncompromising racing look for your KTM 1290 SUPER DUKE R, without passenger foot pegs:
- » Made from highest grade carbon
- » Extremely light and stiff
- » Suitable for standard silencer and Akrapovic Evolution complete system 613.05.999.000/slip-on silencer 613.05.979.000
- » Fitted to the passenger foot peg mounting points

**613.05.979.000**

1290 SUPER DUKE R 14-15

50 STATE STREET LEGAL

### AKRAPOVIC SLIP-ON SILENCER

Your requirements: weight reduction, racing look, improved sound  
Our response: Akrapovic Slip-on silencer:

- » Made from high-grade titanium
- » Weight saving: approx. 3.3 lbs
- » Laser engraved 1290 SUPER DUKE R/Akrapovic logo
- » Plug & play fitting
- » No new engine mapping required
- » 50 state compliant for on road use



**613.05.999.000**

1290 SUPER DUKE R 14-15

CLOSED COURSE USE ONLY

### AKRAPOVIC EVOLUTION COMPLETE SYSTEM

More power and torque with an uncompromising factory racing look.

- » Made completely from high-grade titanium
- » Weight saving: approx. 13.2 lbs
- » Laser engraved 1290 SUPER DUKE R/Akrapovic logo
- » Includes engine mapping tuned to the EVO system
- » Approx. 12 hp more power
- » Header 613.05.907.000/silencer 613.05.989.000 can only be fitted together!
- » Kit also includes: 1 x 613.05.922.044 SAS removal kit and 1 x 603.06.915.000 racing air filter



1  
2  
3  
4  
5  
6  
7  
8



Made from high-grade aluminum and finished with an abrasion-resistant anodized coating, KTM CNC parts replace your KTM's standard cover, creating an outstanding, virtually indestructible visual highlight.

## HIGHLIGHT

690.13.962.000

1290 SUPER DUKE R 14-15

REAR BRAKE RESERVOIR CAP



613.30.926.044

1290 SUPER DUKE R 14-15

CLUTCH COVER



603.04.937.000

1290 SUPER DUKE R 14-15

SWINGARM BOLT COVER SET



580.30.985.000/04 **NEW**

1290 SUPER DUKE R 14-15

CNC FILLER PLUG COMPLETE



603.13.909.000

1290 SUPER DUKE R 14-15

BRAKE FLUID RESERVOIR COVER



610.02.055.060

1290 SUPER DUKE R 14-15

CLUTCH RESERVOIR COVER



613.07.914.000/30

1290 SUPER DUKE R 14-15

613.07.914.000/99

1290 SUPER DUKE R 14-15

CLEAR

### TANK PROTECTION STICKER

- Lasting protection for the paintwork at areas of the fuel tank subject to heavy wear.
- » Made from a high quality, elastic base film
  - » Structured surface for better grip
  - » No more unsightly scratches or matt areas on the tank





613.08.999.000

1290 SUPER DUKE R 14-15

GRAPHICS KIT "RACING"

613.08.999.100

1290 SUPER DUKE R 14-15

NEW

GRAPHICS KIT "STYLE"

000.10.000.153

1290 SUPER DUKE R 14

NEW

000.10.000.154

1290 SUPER DUKE R 14

NEW

FAIRING KIT

Fairing kit in original KTM colors without decals.



1  
2  
3  
4  
5  
6  
7  
8





**613.13.931.044**  
1290 SUPER DUKE R 14-15

**CLUTCH LEVER GUARD "RACE STYLE"**

Familiar from MotoGP and our AMA SuperBike factory bikes:

- » Protects the lever in the event of unintentional ground contact
- » No unintentional shifting in the event of contact with another rider/vehicle
- » Simple exchange of the standard handlebar weight
- » Lever guard made from unbreakable plastic
- » Handlebar fitting made from high-grade cast aluminum
- » Plastic guard is replaceable individually

**613.13.932.044**  
1290 SUPER DUKE R 14-15

**BRAKE LEVER GUARD "RACE STYLE"**



**603.13.950.044**  
1290 SUPER DUKE R 14-15

**FOLDABLE AND ADJUSTABLE BRAKE LEVER**

**613.02.931.044**  
1290 SUPER DUKE R 14-15

**FOLDABLE AND ADJUSTABLE CLUTCH LEVER**

Our PowerParts levers are a visual highlight with technical and ergonomic added value.

- » CNC-machined from high-strength aluminum
- » Tough black/orange anodized surface finish
- » Lever can fold away upwards in the event of a minor crash
- » Adjustable grip width
- » Adjustable lever length

**693.02.931.044**  
1290 SUPER DUKE R 14-15



**FOLDABLE CLUTCH LEVER KIT**

**693.13.950.044**  
1290 SUPER DUKE R 14-15



**FOLDABLE BRAKE LEVER KIT**

In the event of a minor crash, this lever folds away instead of breaking off.





**613.09.945.000**

1290 SUPER DUKE R 14-15

**FRONT SLIDE PADS**

Helps protect the fork from damage in the event of a minor crash.

**603.12.964.044**

1290 SUPER DUKE R 14-15

**HEATED GRIPS**

Warm hands en route! Specially developed for the new KTM models so it can be controlled directly from the speedo menu system.

**601.12.035.000**

1290 SUPER DUKE R 14-15

**ALARM SYSTEM**

The KTM PowerParts alarm has been tried and tested to be one of the best on the market.

The benefits at a glance:

- » Plug & play system – wiring harness ready for fitting
  - » Fail-safe, dual-circuit immobiliser
  - » Integrated microchip motion sensor
  - » Stowage compartment under seat protected additionally with a reed switch
  - » Two watertight, anti-scan radio transmitters with rolling code
- Note:
- » Mounting kit 901.12.935.100 is required for installation.

**613.00.910.000**

1290 SUPER DUKE R 14-15

**NEW** CLOSED COURSE USE ONLY**LDD LIGHT DIAGNOSIS DEACTIVATION**

READY TO RACE! with no annoying warning lights in the instrument cluster. LDD deactivates light diagnosis when the vehicle's lights need to be removed or deactivated for use on the racetrack.

- » Must be installed by Authorized KTM Dealer

**613.12.953.044**

1290 SUPER DUKE R 14-15

**DONGLE**

The ABS dongle enables additional functions in the ABS control module

Available functions:

- » 1-channel ABS mode: Locking of the rear wheel is possible; ABS only regulates the front wheel
- » ABS mode "Off": ABS also remains deactivated when the ignition is switched off and on again

**613.12.905.033**

1290 SUPER DUKE R 14-15

ONLY FOR 613.01.999.044/04

**STEERING DAMPER KIT**

You need the option to adapt your steering damper to your personal riding style, the part that keeps the front wheel on course, even when accelerating ferociously and in race conditions.

We have the suitable solution:

- » High-end WP Suspension steering damper (tested in IDM and Moto3)
- » Damping adjustable in 30 clicks

Kit comprises:

- » Mounting kit 613.12.905.044
- » Steering damper 16181LO1S01
- » Must be used in conjunction with Race Triple Clamp 613.01.999.044.04

**613.12.935.044**

1290 SUPER DUKE R 14-15

**ALARM SYSTEM MOUNTING KIT**

Required for installing alarm system 601.12.035.000; contains all the necessary parts for fixing it securely to the vehicle.

**603.00.995.000**

1290 SUPER DUKE R 14-15

**NEW****ATIR AUTOMATIC TURN INDICATOR RESET**

Greater safety and convenience with the automatic indicator reset, making forgotten indicators after turning or passing a thing of the past.

- » Automatic reset after 10 s and a distance travelled of 500 feet
- » The counter is halted while the vehicle is at a standstill
- » Must be installed by Authorized KTM Dealer

**613.08.915.100**

1290 SUPER DUKE R 14-15

CLOSED COURSE USE ONLY

**LICENSE PLATE HOLDER SHORT**

Substantially shortened version of the licence plate holder that perfectly draws attention to the slender rear end.







613.07.940.000

1290 SUPER DUKE R 14-15

**ERGO SEAT**

*New styling, greater comfort and more sporty look:*

- » Optimally tuned to the design of the KTM 1290 SUPER DUKE R
- » Optimized shape: narrower at the front for better control thanks to more contact with the vehicle
- » Special foam (3D structural mesh) with inbuilt tunnel form for even pressure distribution
- » Seat height +20 mm



613.07.947.000

1290 SUPER DUKE R 14-15

**PASSENGER ERGO SEAT**

*Visually a perfect match for the rider's Ergo seat.*

1

2

3

4

6

7

8





**613.09.999.100/04** **NEW**  
1290 SUPER DUKE R 14-15

**613.09.999.100/28** **NEW**  
1290 SUPER DUKE R 14-15

#### RIM STICKER SET

- » Pre-cut "Racing" lettering
- » Complete set for front and rear wheel

**613.09.999.000**  
1290 SUPER DUKE R 14-15

#### RIM STICKER SET

- New, three-colored design
- » Set for front and rear wheel
- » Pre-cut stickers



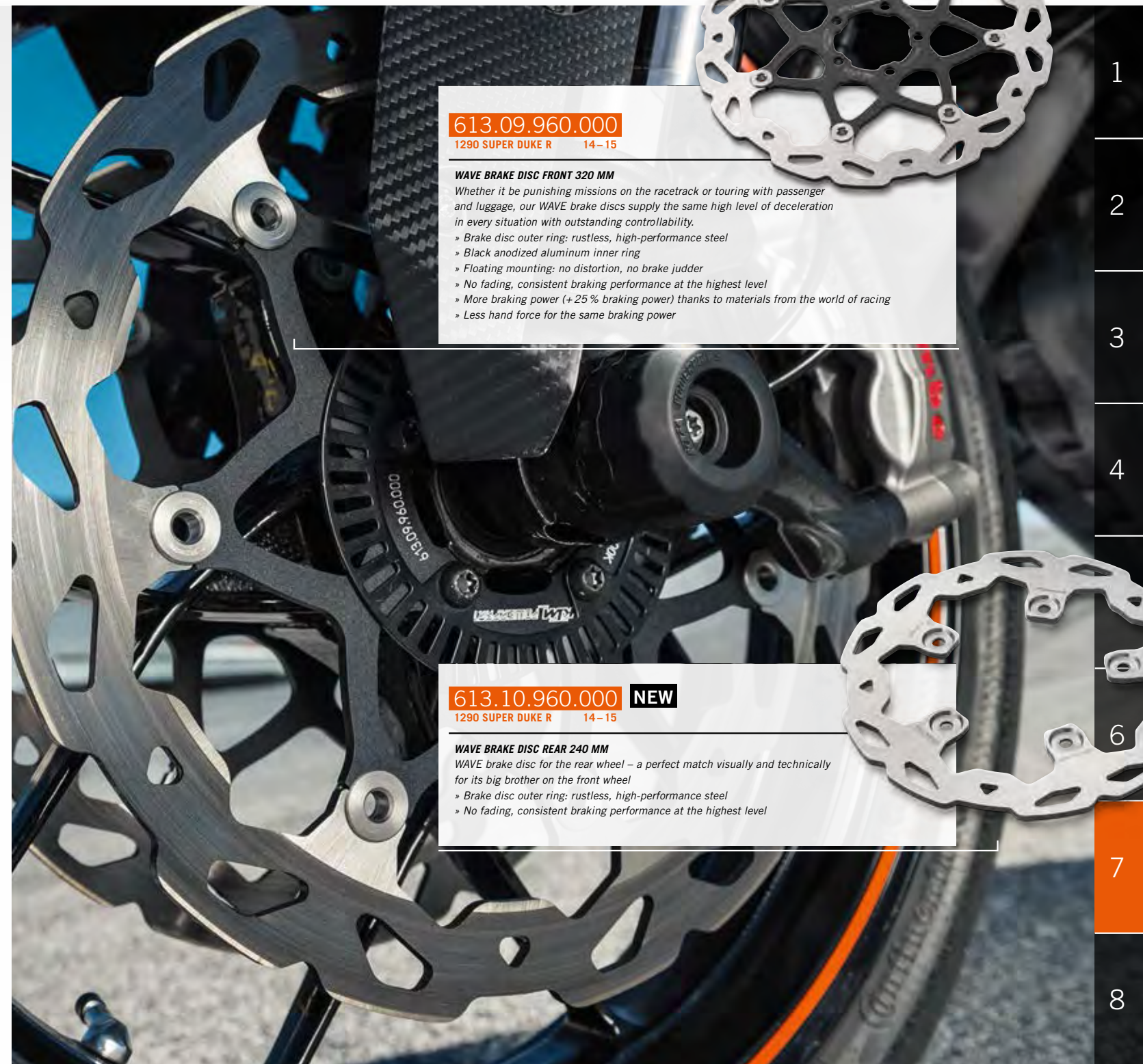
**610.12.932.000**  
1290 SUPER DUKE R 14-15

#### RADIAL ROADLOK

Patented RoadLoK technology provides you with the most effective and elegant option for protecting your KTM from theft.

All the benefits at a glance:

- » Lock body machined from high-grade aluminum
- » Premium quality, orange anodized surface finish
- » Bolted directly to the brake calliper
- » High-strength steel pin slides directly into the holes in the brake disc
- » No vehicle movement possible when locked
- » No dismantling possible when locked



**613.09.960.000**  
1290 SUPER DUKE R 14-15

#### WAVE BRAKE DISC FRONT 320 MM

Whether it be punishing missions on the racetrack or touring with passenger and luggage, our WAVE brake discs supply the same high level of deceleration in every situation with outstanding controllability.

- » Brake disc outer ring: rustless, high-performance steel
- » Black anodized aluminum inner ring
- » Floating mounting: no distortion, no brake judder
- » No fading, consistent braking performance at the highest level
- » More braking power (+25% braking power) thanks to materials from the world of racing
- » Less hand force for the same braking power

**613.10.960.000** **NEW**  
1290 SUPER DUKE R 14-15

#### WAVE BRAKE DISC REAR 240 MM

WAVE brake disc for the rear wheel – a perfect match visually and technically for its big brother on the front wheel

- » Brake disc outer ring: rustless, high-performance steel
- » No fading, consistent braking performance at the highest level



## HIGHLIGHT

**613.08.914.000** CLOSED COURSE USE ONLY  
1290 SUPER DUKE R 14-15

**PASSENGER SEAT COVER "RACE"**

READY TO RACE in a matter of minutes. Simply replace the passenger seat with the passenger seat cover. Includes rear light cover.



**613.07.940.044**  
1290 SUPER DUKE R 14-15

**PASSENGER SEAT COVER**

Racing look in a matter of seconds; no tools required.

The racing look is rounded off perfectly with:

- » Silencer bracket 613.05.984.044
- » Akrapovic slip-on silencer 613.05.979.000/Akrapovic Evolution complete system 613.05.999.000

## HIGHLIGHT



**613.08.901.000** CLOSED COURSE USE ONLY  
1290 SUPER DUKE R 14-15

**START NUMBER PLATE KIT**

**690.08.110.100**  
1290 SUPER DUKE R 14-15

**FIBERGLASS FRONT FENDER**

**613.08.947.000**  
1290 SUPER DUKE R 14-15

**RACE SEAT**

Searching for the perfect solution for track days

The PowerParts race seat supplies you with the following benefits:

- » Fiberglass race seat with approx. 2 cm more seat height
- » Narrower contour for greater freedom of movement, better contact with the fuel tank for more control
- » A more direct feel for your bike and the road surface
- » An absolute must for every ambitious hobby racer
- » Simple fitting to existing mounting points
- » Replacement foam part number 613.08.947.010

1  
2  
3  
4  
5  
6  
7  
8





**613.07.908.000**  
1290 SUPER DUKE R 14-15

CLOSED COURSE USE ONLY



#### RACING FUEL CAP

Refuelling like the professionals: keyless and extremely quick.  
 » Machined from high-grade aluminum with an anodized surface finish  
 » Not lockable



**613.34.930.044**  
1290 SUPER DUKE R 14-15

NOT FOR OEM REAR SET



#### REVERSE GEAR CHANGE KIT

Can only be used in conjunction with rear set 613.03.937.044.



**613.03.937.044**  
1290 SUPER DUKE R 14-15

CLOSED COURSE USE ONLY



#### ADJUSTABLE REAR SET

Are you seeking complete control of your bike and perfect ergonomics for your legs? Coupled with racing looks, this is what our CNC rear set offers:  
 » Fully adjustable rear set  
 » 5 foot peg positions => 20 mm lower and higher/25 mm forwards and backwards from the standard foot peg position  
 » CNC-machined from high-grade aircraft aluminum  
 » Premium quality, hardwearing anodized surface finish  
 » Inverted shifting scheme possible with 613.34.930.044



**613.05.922.044**  
1290 SUPER DUKE R 14-15

CLOSED COURSE USE ONLY



#### SAS REMOVAL KIT

Contains all parts required for removing the SAS system. Fitting only in combination with special mapping and Akrapovic complete system:  
 » Akrapovic Evolution complete system 613.05.999.000 (1290 SUPER DUKE R)




**613.01.999.044/04**  
1290 SUPER DUKE R 14-15



#### RACE TRIPLE CLAMP

CNC-machined aluminum triple clamp for pure race feeling.  
 » Manufactured from high-strength aluminum  
 » High quality, orange anodized surface finish  
 » Stiffer than the standard triple clamp  
 » More precise handling in hard braking manoeuvres  
 » Improved pressure distribution in the clamp area



**603.06.915.000**  
1290 SUPER DUKE R 14-15

CLOSED COURSE USE ONLY



#### RACING AIR FILTER

Combine with Akrapovic exhaust for maximum performance for pure race feeling.




**613.11.946.044**  
1290 SUPER DUKE R 14-15

CLOSED COURSE USE ONLY



#### SIDE STAND REMOVAL KIT

Is your "beast" READY TO RACE? All unnecessary weight can stay in the garage when you head off for weekend race training!  
 » Contains all parts required for removing the side stand  
 » Adapter cable for the side stand switch prevents malfunctions in the vehicle electronics  
 » Ideal accessory for 613.29.955.000 rear wheel stand for single-sided swingarm



1  
2  
3  
4  
5  
6  
7  
8





**613.12.928.000**  
1290 SUPER DUKE R 14-15

#### REAR BAG LARGE 24 - 36 L

The ideal solution for short trips or the daily ride to work.

- » Volume: 6.3 gal-9.5 gal
- » Includes rain cover
- » Strap attachment to the passenger seat or the carrier plate



**613.12.978.000**  
1290 SUPER DUKE R 14-15

#### REAR BAG SMALL

Small items, such as mobile phone, wallet, keys, etc., are taken care of perfectly. Simple fitting with straps on the passenger seat. The benefit: No difficult-to-fit carriers that spoil the slender rear profile of the bike. With the rear bag attached, the bike can only be used as a single seater. Capacity 2.6 gal-8 gal



**750.12.919.000**  
1290 SUPER DUKE R 14-15

#### TANK BAG

The ideal companion for every tour:

- » Manufactured from durable nylon, with abrasion-resistant edging made from reflective material
- » Extremely robust, all-round zip fasteners
- » Map pocket, individual compartments
- » Attached with sturdy soft ties
- » Max. volume 4.75 gal
- » Waterproof inner bag, and shoulder strap included



**613.12.992.044**  
1290 SUPER DUKE R 14-15

#### MOUNTING FOR GPS BRACKET

Universal mounting for all original Garmin GPS brackets. (refer to page 78-79)



**613.12.925.000** NOT IN COMBINATION WITH  
1290 SUPER DUKE R 14-15 613.05.999.000

#### SIDE BAG SET

Our newly developed and styled side bags provide sufficient stowage space for both short weekend tours and long holiday tours.

- » Integrate perfectly into the vehicle design
- » No restrictions for the passenger; sufficient space for their legs
- » Volume per side: 4.75 gal
- » Includes waterproof inner bags
- » Side bag carrier 613.12.925.044 not included



**613.12.925.044**  
1290 SUPER DUKE R 14-15

#### SIDE BAG CARRIER

Innovative side bag carrier: virtually invisible with side bags removed.



**613.29.955.000**  
1290 SUPER DUKE R 14-15

#### REAR WHEEL STAND FOR SINGLE-SIDED SWINGARM

Rear wheel stand specially designed for KTM 1290 SUPER DUKE R's single-sided swingarm.



# BUILT FOR WINNERS



> WP COMPETITION CARTRIDGE KIT

The WP Competition Cartridge kit offers best performance for race-oriented motorcyclists and professional racers. Individual adjustable damping characteristics through fully adjustable compression and rebound damping.

- Retrofittable closed cartridge technology
- Individual tunable to drivers demands
- Fully accessible adjustment units
- Provides best performance in every situation
- Improved response due to friction optimized components
- Perfect in combination with WP Super Competition rear shock

> WP SUPER COMPETITION SHOCKS



WP Super competition shocks are factory pre-set based on riding ability and area of use. This is the basis for a wide set of possibilities for individual adjustment.

- Newly developed SCS Big Valve system
- High-Speed damping adjustable
- Low-Speed damping adjustable
- Adjustable rebound
- High Pressure gas-filled damping system
- Friction-optimized bushes and seals
- Adjustable length



## HOW TO ORDER

These parts are available only directly through WP Authorized Centers. To find the right article number for your bike, visit the suspension configurator at [www.wp-group.com](http://www.wp-group.com) or directly search for your local Authorized Center at [www.wp-group.com/en/dealers](http://www.wp-group.com/en/dealers)



# TOOLS

» FRONT WHEEL STAND SMALL (611.29.965.000)

» REAR WHEEL STAND FOR SINGLE-SIDED SWINGARM (613.29.955.000)

1  
2  
3  
4  
5  
6  
7  
8





584.29.074.000

**BATTERY CHARGING AND TESTING UNIT**

A must for every workshop/garage. Test, charge and keep batteries fresh really easily. Fully automatic and protective battery charging thanks to a programmed charging curve. Clearly arranged LCD display shows the charging level. Reverse polarity, short-circuit and overload protection.



773.12.030.000

**FOOT PUMP**

Small and light, so very portable – saves the day in the event of a puncture on the move! Mini-footpump with pressure gauge on the swivelling valve head that fits all prevalent valves. Integrated double-cylinder with pressure switch-over to high pressure. Maximum 175 psi. Height: approx. 7" folded together.



760.11.953.000 10S ALL LC4 MODELS

693.11.953.000 14S ALL LC8, RC8 MODELS

**LITHIUM ION BATTERY**

Our lithium ion batteries offer the following advantages:

- » Only approx. 1/3 of the weight of the comparable lead-acid battery
- » Unbeatable cost/weight-saving ratio
- » Installable in any position as they contain no acid
- » Contains no heavy metals
- » Quick charging possible with high charging current (up to 90% in 6 min)
- » Very low self-discharge (max. 5% per month)
- » Reliable technology and long service life



548.29.068.000

**TIRE GAUGE**

Easy to use! Measuring range 0-60 psi. Clamping head rotatable through 90° on a flexible stainless steel feed line. The valve shaft is therefore accessed easily and quickly. Very accurate measurements by way of a durable internal membrane. Internal pressure is reduced after use by a relief valve (push button).



773.29.068.000

**DIGITAL TIRE GAUGE**

Comfortable and easy to use. Fits all standard valves. Pressure display in bar or psi. Integrated pressure release valve for accurate pressure adjustment. Disengageable display and work area lighting. Energy-saving function with automatic cut-off. Maximum measuring pressure: 160 psi



584.29.074.200

**BATTERY CHARGER**

Battery charger with test function. Plus:

- » Constant current charging
- » Constant voltage charging
- » Trickle charging

Includes cable for fixed installation on the battery and plug for connecting the battery quickly to the charger.



451.29.075.000

**REV COUNTER**

For 2-stroke and 4-stroke engines, displays up to 16,000 1/min.

KTM Motorex co-branded products are the direct result of a decade-long racing and development partnership between KTM and Motorex. The research and development over the years results in the absolute best lubricants available for your KTM motorcycle.

KTM Motorex oils are formulated from the highest-quality synthetic PAO and Ester base stocks and are JASO MA certified. JASO MA oils are required for use in 4-stroke KTM motorcycles that use a wet clutch and a single oiling system for the engine, transmission and wet clutch system. KTM Motorex guarantees MA performance in its JASO MA-rated lubricants



U691.3032  
1L/12

U691.3033  
4L/4

**MOTOREX POWER SYNT 4T 10W/50**  
1290 ADVENTURE  
1190 ADVENTURE  
950/990 ADVENTURE  
1290 SUPER DUKE R  
690 DUKE  
690 ENDURO  
RC 8

U691.3025  
1L/12

**MOTOREX CROSS POWER 4T 10W/60**  
690 DUKE  
690 ENDURO



U691.3029  
1L/12

**MOTOREX COOLANT M5.0 RTU**



U691.3028  
500ML/12

**MOTOREX CHAINLUBE**



U691.3030  
250ML/12

**MOTOREX BRAKE FLUID 5.1**





595.12.030.200

**EXHAUST PLUG**

Keeps water out of the silencer during cleaning.  
For internal diameters 37 mm–62 mm.



772.31.997.000/04 **CLOSED COURSE USE ONLY**

**VENT HOSE**

Fuel-proof for tank and carburetor venting, approx. 3 m.  
Should only be used for venting purposes and not as a connection between tank and carburetor.



777.10.976.150/04

**VALVE CAP SET**



777.10.976.050/04

**VALVE CAP SET**

Orange anodized valve caps with valve opening function.



595.12.030.000

**EXHAUST PLUG**

Keeps water out of the silencer during cleaning.  
For internal diameters 15 mm–38 mm.



U695.1130

**CABLE TIES ORANGE**

100 x, length: 20 cm.



590.29.050.000

**FUNNEL**

Funnel specially developed for KTM motorcycles.  
Diameter (small and large) optimized to suit the filler neck; special groove for optimum ventilation.

781.12.973.000 **NEW**

**SQUARE PLASTIC DRUM**

5 gal, KTM orange plastic drum. Complete with flexible hose and screw cap. Must not be used for storing or transporting fuel. Replacement parts available: Hose U690.8899, Cap U691.0033, Vent cap U691.0034, Decal U695.1563



812.12.016.000

**FUEL HOSE WASH CAP SET**

Use highly recommended when washing the bike thoroughly; in other words, when the fuel tank is removed. Prevents water from entering the fuel line.



510.12.093.000 **LONG**

510.12.092.000 **SHORT**

**TIRE LEVER**

There's racing experience here as well! Practical tire iron – short version ideal for the portable tool bag. Long version for minimum effort.



583.10.025.000

**WHEEL ALIGNMENT GAUGE**

The ideal tool for checking perfect wheel position when tensioning the chain.



503.05.017.000/04

**SPRING HOOK**

Simple spring removal.



780.29.063.000

**MEASURING CUP 1000 ML**

1 l Volume. With scaling for both the fluid level and different mixture ratios. Perfect for changing the oil and for preparing larger quantities of 2-stroke mixture in the canister. Simple handling thanks to the ergonomic design.



781.29.984.000

**TIRE LEVER SET**

Made from high-strength, orange-anodized aluminum; not suitable for fitting tires with mousse insert. Integrated ring spanners 32 mm, 27 mm, 17mm, 13 mm and 10 mm.



590.29.041.000

0,10; 0,12; 0,15; 0,20; 0,25.

590.29.041.100

0,05; 0,10; 0,15; 0,20; 0,25; 0,30; 0,35.

**FEELER GAUGES**



000.29.098.000

**TOOL BOX**

38-piece, 1/4" toolbox in orange with high-quality, chrome-vanadium tools. Complete your everyday maintenance tasks quickly and easily.

Volume:

- » Ratchet (with locking device), lever, two extensions and socket wrench
- » Hexagon sockets from 4 to 14
- » Allen keys from 3 to 8
- » Phillips, slotted and Torx bits



000.29.098.100

**TOOL BOX**

60-piece, 3/8" toolbox in orange with high-quality, chrome-vanadium tools. Complete your everyday maintenance tasks quickly and easily.

Volume:

- » Ratchet (with locking device), lever, two extensions and socket wrench
- » Hexagon sockets from 6 to 24
- » Allen keys from 3 to 10
- » Phillips and slotted bits
- » Torx bits from 15 to 55



U695.1126

**SPOKE TORQUE WRENCH**


On this spoke wrench, the torque is preset at 5.4 Nm. This prevents over-tightening of the spoke nipples. Too much torque when tightening the spoke nipples is the most frequent cause of broken spokes. Wrench size 6.8 mm.



579.29.020.000

5/8 X 1/4

**CHAIN BREAKER**



000.29.098.200

**SCREWDRIVER SET**

High quality, 5-piece screwdriver set in the KTM design.



600.12.016.000

**HIGH SECURITY U-LOCK**

High-quality U-lock made from hardened steel with a double locking mechanism. Locking cylinder with optimum protection against any attempts at manipulation. 250,000 key versions. Two keys supplied as standard. Includes rotating PVC cover that protects the cylinder lock from dirt. High quality corrosion protection.



610.12.016.000

**BRAKE LOCK**

Practical help when loading the bike or jacking it up with the rear wheel lifting device.

601.12.002.000

**TRANSPORT HARNESS STREET**

This new transport harness is quickly attached to your street bike's handlebar. Together with the KTM soft ties, your bike is perfectly secured on the way to the next racetrack. The plastic handlebar mountings are extremely robust and equipped with a special plastic insert to prevent damage to the handlebar.



Our KTM tie-downs feature built-in soft tie loops that allow you to secure your KTM without scratching your handlebars. 1.5 inch wide webbing units feature high-quality friction lock fasteners. KTM orange / black with distinctive KTM PowerParts markings.

U691.0046

**SOFT TIE-DOWNS WITH HOOKS**

Soft strap tie-downs with standard hook



U691.0047

**SOFT TIE-DOWNS WITH CLIPS**

Soft strap tie-downs with clips



U691.0048

**SOFT TIE-DOWNS WITH RATCHET**

Soft strap tie-downs with ratchets. Great for hauling heavier motorcycles and ATV's



U691.0049

**SOFT TIES**

The tough KTM soft ties allow the bike to be secured without scratching the handlebar or the fuel tank. Made from durable ballistic nylon, they have a load-bearing capacity of 600 lbs. Dimensions: 1.5 in x 24 in





000.29.901.000

**BEAD BUDDY**

The Bead Buddy acts as your third hand when fitting tires. Holds the tire in the tire bed, thereby making tire fitting much easier. Simply hook it into the spokes and away you go. Particularly recommended for tire fitting with mousse.



000.62.030.050

**SCREW LOCKING**

Degrease and clean parts with KTM power cleaner before use; contents: 50 ml.



000.62.030.059

**TURBO WIPES CLEANING TOWELETTE**

Always at hand, practical and highly effective! The Turbo cleaning removes unhardened sealant, oil, most adhesives, wipes and lubricants from hands, tools and surfaces.



548.12.016.000

**SAFETY WIRE**

218 yd wire with 0.61 mm diameter.



000.29.015.000

**WIRE PLIERS**

Recommended, very practical, high quality tool to help you twist safety wire 548.12.016.000 like a professional.



000.62.030.051

**GRIP GLUE 20 G**

A firm hold for your grips.



689.9785

**LOCTITE 243 BLUE 6 CCM**



000.62.030.056

**POWER GLUE 25 ML**

The power glue is extremely resistant to impact, peel, tensile stress and weather. It can withstand temperatures from -40 to +104°F, it is resistant to grease, oils, fuels, water and much more, quick to fix on plastic and metal parts and does not require any extensive surface preparation.



000.62.030.058

**REPAIR KIT 56 G**

The repair kit is a two-component, epoxy resin adhesive. Hardens at room temperature, accelerated hardening possible by raising temperature. Use: Particularly suitable for steel, but also for other metals, wood, concrete, ceramics, glass and most plastics. The steel bond is resistant to, among others things, oil, petrol, diesel and battery acid. The repaired part can be used again after as little as 60 minutes. The surfaces to be glued must be dry and free from dust and grease.



000.62.030.057

**CARBON GLUE 25 ML**

The mixture ratio is automatically regulated in the carbon glue. For repairing plastic and carbon parts, ready for further rework after only approx. 10-30 minutes. Extremely high strength, temperature resistant from -40 to +284°F, resistant to greases, oils, fuels, water and many more.





693.29.955.000

**REAR WHEEL STAND**

One of the following adapter versions (not included in scope of supply) is required for use: Workshop (693.29.955.010), Universal (610.29.055.130) or Universal V-adapter (610.29.955.244/610.29.955.144).



611.29.965.000

950/990 ADVENTURE  
950/990 SM  
RC8  
690 DUKE  
1190 ADVENTURE  
1290 SUPER DUKE R



**FRONT WHEEL STAND SMALL**

Including mounting adapter. May only be used if the rear wheel stand is already fitted.

693.29.965.000

390 DUKE  
390 RC  
950/990 ADVENTURE  
990 SUPER DUKE  
690 DUKE



610.29.055.600

RC8 R 08-15

**FRONT WHEEL LIFTING DEVICE**

As 610.29.055.500, but with additional location bolt 610.29.055.610; designed especially for the RC8.

Options available:

- » 610.29.955.620 19,4 mm (1290 SUPER DUKE R)
- » 610.29.055.610 23,5 mm (RC8 R 1190)
- » 610.29.055.510 14,0 mm (LC8/LC4)

613.29.955.000

1290 SUPER DUKE R 14-15

**REAR WHEEL STAND FOR SINGLE-SIDED SWINGARM**

Rear wheel stand specially designed for the axle of the KTM 1290 SUPER DUKE R's single-sided swingarm.



610.29.055.244

950/990 ADVENTURE  
990 SUPER DUKE  
950/990 SM  
690 DUKE/ENDURO  
1190 ADVENTURE

**BOBBINS FOR REAR WHEEL STAND**



610.29.055.130

**UNIVERSAL RUBBER ADAPTER**



610.29.955.244

390 DUKE  
390 RC

610.29.955.144

950/990 ADVENTURE  
990 SUPER DUKE  
950/990 SM  
690 DUKE/ENDURO  
1190 ADVENTURE

**UNIVERSAL V-ADAPTER WITH SLEEVES**



780.12.006.000

**PIT MAT**

This mat is already obligatory at many races. The special material mix prevents spilt fuel from seeping into the ground. The mat helps in finding fallen tools, bolts and other small loose parts when servicing outdoors. The special KTM design brings the total factory look to your service zone. Size: 40 in x 63 in.



J695.1277

**FOLDING BIKE RAMP**

High quality, folding aluminum ramp with straps for secure attachment on loading. Weighing in at 12.1 lbs, it withstands a load of 400 lbs. The total length is approx. 78 in, folded approx. 40 in.

693.29.955.010

950/990 ADVENTURE  
990 SUPER DUKE  
950/990 SM  
690 DUKE/ENDURO

**WORKSHOP ADAPTERS**





625.12.007.000

**PROTECTIVE COVER INDOOR**

No hope for dust, scratches, etc. The indoor bike cover turns every KTM into a real eye-catcher in the garage. The fabric consists of a special material with a distinctive structure that is completely impermeable to dust and dirt. The inner side has a soft lining.

590.12.007.000

**PROTECTIVE COVER OUTDOOR**



613.12.007.000

**PROTECTIVE COVER OUTDOOR "BEAST"**

The KTM outdoor bike cover guarantees perfect protection all year round. The cover is made from an exclusive, pigmented fabric. Including practical carrier bag.





# KTM POWERPARTS

390 DUKE	04
RC 390	18
690 LC4	32
950/990 LC8	70
1190 ADVENTURE/R	
1290 SUPER ADVENTURE	82
1190 RC8 R	102
1290 SUPER DUKE R	122
TOOLS	148

#### PARTS WITH POWER

The name speaks for itself. Whether you're looking to boost performance and optimize weight for the racetrack, increase comfort and safety for your next ADVENTURE or adding personal style for road use — original KTM PowerParts offer a wide range of parts to meet your needs. Furthermore, close collaboration with the Racing division and premium manufacturers guarantees the highest quality and a precise fit, making your motorcycle READY TO RACE at all times.

#### DISCLAIMER

Some items in the KTM PowerParts product line are not approved for use on public roads in certain circumstances. Further information can be obtained from your authorized KTM dealer.



1	390 DUKE
2	RC 390
3	690 LC4
4	950/990 LC8
5	1190 ADVENTURE/R 1290 SUPER ADVENTURE
6	1190 RC8 R
7	1290 SUPER DUKE R
8	TOOLS