

READY TO RACE
» www.ktm.com

KTM POWERPARTS

OFFROAD 2014

INCLUDING
KTM ORIGINAL SPARE PARTS

KTM POWERPARTS

KTM

KTM POWERPARTS

| | | |
|-----------|---|-----------|
| 1 | SXS PARTS | 4 |
| | SUSPENSION | 6 |
| | TRIPLE CLAMPS | 8 |
| | BRAKES | 10 |
| | ENGINE 2-STROKE | 12 |
| | ENGINE 4-STROKE | 16 |
| | SPECIAL PARTS | 18 |
| 2 | EXHAUST | 2 |
| | 2-STROKE | 20 |
| | 4-STROKE | 24 |
| | HEAT PROTECTION | 30 |
| 3 | HANDLEBAR & INSTRUMENTS/ELECTRIC | 3 |
| | GRIPS | 32 |
| | LEVER | 34 |
| | HANDGUARDS | 36 |
| | HANDLEBAR | 40 |
| | HANDLEBAR SUPPORT | 41 |
| | STEERING DAMPER | 43 |
| | INSTRUMENTS/ELECTRIC | 44 |
| | SPECIAL PARTS | 46 |
| 4 | CNC PARTS ANODIZED | 47 |
| | ENGINE | 47 |
| | CHASSIS | 50 |
| 5 | CARBON FIBER | 5 |
| 6 | PLASTIC PARTS & DECALS | 54 |
| | PLASTIC PARTS | 54 |
| | DECALS | 56 |
| 7 | SEATS | 66 |
| 8 | FOOTRESTS | 68 |
| 9 | TANKS | 70 |
| 10 | SUSPENSION | 72 |

| | | |
|-----------|-----------------------------------|------------|
| 12 | WHEELS | 76 |
| | OFFROAD | 76 |
| | SUPERMOTO | 78 |
| | SPECIAL PARTS | 80 |
| 13 | CHAINS & SPROCKETS | 82 |
| | CHAINS | 82 |
| | SPROCKETS | 84 |
| | SPECIAL PARTS | 85 |
| 14 | BRAKES | 88 |
| | BRAKE DISCS | 88 |
| | BRAKE PADS | 90 |
| | SERVICE | 92 |
| | SPECIAL PARTS | 93 |
| 15 | COOLING | |
| | FANS | 94 |
| | HOSES | 94 |
| | PROTECTION | 95 |
| 16 | PROTECTION | |
| | ENGINE PROTECTION 2-STROKE | 96 |
| | ENGINE PROTECTION 4-STROKE | 98 |
| | CHASSIS | 100 |
| 17 | AIRFILTER | 105 |
| 18 | NAVIGATION & LUGGAGE | 106 |
| 19 | MINI | |
| 20 | TOOLS & TRANSPORTATION | 1 |
| | TOOLS | 124 |
| | STANDS | 132 |
| | TRANSPORTATION | 133 |
| 21 | ORIGINAL SPAREPART KITS | 1 |

DISCLAIMER

Most items in the catalog have been developed/designed especially for the needs and demands of off-road/motocross racing, intended for use only in closed course competition. Some modifications may void your motorcycle's original certification status, please contact an authorized KTM dealer for more information.



KTM SXS

If you want your KTM machine to match the performance of our factory racers then KTM SXS parts are the choice for you! KTM SXS parts are top performance enhancing components developed by our parts specialists in conjunction with our motorsports teams. Factory tested and Factory approved!



#1 | R. Dungey | KTM 450 SX-F

- 1
- 2
- 3
- 4
- 5
- 6
- 7
- 8
- 9
- 10
- 11
- 12
- 13
- 14
- 15
- 16
- 17
- 18
- 19
- 20
- 21

SXS PARTS

SUSPENSION



SXS.05.540.100

SX 03-07
SMR 03-14
TWIN SCREW

SXS.13.540.100

SX 08-14
QUAD SCREW



FACTORY START

This is how the factory riders start!

The factory start is mounted directly on the fork. Before the start, the fork is compressed and fixed in the desired position to shift the center of gravity forward. This prevents the front wheel from lifting at the start, thus providing greater traction and perhaps securing you a holeshot or two. The first time the fork dips, the fixing is slackened and the fork releases automatically. With additional fork protector reinforcement for more stable attachment to the fork lug (SXS.13.540.100 only).

SXS.14.450.300 NEW

SX/XC (2-STROKE) 12-14
SX/XC (4-STROKE) 11-14

SXS SHOCK ABSORBER LINKAGE

The SXS shock absorber linkage package is the result of very successful teamwork between KTM factory riders and PowerParts R&D. This part doesn't just look sweet, it adds firmer tuning throughout the entire suspension travel without changing the travel length or the progression curve. A great upgrade for those looking for a more aggressive setup. Each kit comes supplied with a setting recommendation for achieving the best possible tuning of your chassis.

- CNC-machined from high-strength 7075-T6 aluminum
- Lighter than the standard linkage
- Orange anodized for the factory look



PRODUCT HIGHLIGHT

| |
|----|
| 1 |
| 2 |
| 3 |
| 4 |
| 5 |
| 6 |
| 7 |
| 8 |
| 9 |
| 10 |
| 11 |
| 12 |
| 13 |
| 14 |
| 15 |
| 16 |
| 17 |
| 18 |
| 19 |
| 20 |
| 21 |

SXS PARTS

TRIPLE CLAMPS

Do you know about the benefits of a genuine PowerParts CNC-machined triple clamp vs. the competition?

- All KTM SXS CNC-machined triple clamps have the following properties:
- Manufactured from the highest quality aluminum with the correct alloy grade for triple clamps
- Optimally tuned steering stem stiffness
- 100% alignment of the fork tubes
- Retaining the correct amount of flex: working with advanced modeling software and in collaboration with the WP factory, the PowerParts triple clamps have the correct amount of material removed to maintain the correct amount of flex in the forks. This means that you get the strength and durability of CNC aluminum, without adversely affecting the suspension feel.
- All KTM SXS triple clamps are supplied with the steering stem and with the steering head bearing already pressed on.



The triple clamp offset is the distance between the horizontal center line of both fork tubes and the center of the steering axis, by which the fork tubes are offset from the steering axis (referred to as dimension "X"). The selected offset can be seen at a glance thanks to the marking on the triple clamp.

- Offset setting options:
- Shorter offset: stability on fast straights
 - Longer offset: simpler and swifter steering into corners

781.01.999.020/04 20 MM OFFSET
XC-W/EXC 14

SXS TRIPLE CLAMP



780.01.999.020/04 20 MM OFFSET
XC-W/EXC 03-13

SXS TRIPLE CLAMP



SXS.10.450.460
SX/XC 03-12
XC-W/EXC 03-13

SXS.11.450.460
SX/XC 03-12
XC-W/EXC 03-13

FACTORY RACING TRIPLE CLAMP

With adjustable offset 19 or 22 mm. ATTENTION: Only the 22 mm offset may be used on the 450 SX-F 2010 model, otherwise there is a risk of the front wheel hitting the exhaust manifold when the fork is compressed.

SXS.13.450.460
SX/XC 13-14
XC-W/EXC 14

SXS.13.450.470
SX/XC 13-14
XC-W/EXC 14

FACTORY RACING TRIPLE CLAMP

- The Factory Racing SXS triple clamps have the additional benefits of:
- Fork clamping surface machined after anodizing: With the same tightening torque, this increases the friction between triple clamp and fork tubes, thus preventing the fork tubes from twisting in the triple clamp.
 - Adjustable offset, the easy way: removing the front wheel and fork is not necessary!
 - Three mounting positions for handle bars.
 - Adjustable offset of 20 or 22 mm.





584.13.015.644/04

SX/XC/XC-W/EXC

4-PISTON BRAKE CALIPER

KTM brake calipers are distinguished by the following features:

- CNC-machined from high-strength solid aluminum
- Chrome-plated pad guide pins on the brake caliper

The benefits:

- Reduced brake pad canting
- Constant braking feel, regardless of brake pad wear or temperature
- No vibration from the brake

Fitting possible on SX/XC/XC-W/EXC models without adapter, with the original hand pump and brake hose.

Can only be fitted with a 17" or 16.5" front wheel. 310 mm brake disc 586.09.060.000 required.



594.13.015.044/04

SX/XC/XC-W/EXC

6-PISTON BRAKE CALIPER

KTM brake calipers are distinguished by the following features:

- CNC-machined from high-strength solid aluminum
- Chrome-plated pad guide pins on the brake caliper

The benefits:

- Reduced brake pad canting
- Constant braking feel, regardless of brake pad wear or temperature
- No vibration from the brake

We recommend use of hand pump 587.13.001.100 and brake hose 594.13.011.000 (SX/XC) or 800.13.011.000 (XC-W/EXC).

Can only be fitted with a 17" or 16.5" front wheel. 310 mm brake disc 586.09.060.000 required.



SXS.09.125.512

SX/XC/XC-W/EXC 09-14

SXS FRONT BRAKE CALIPER

The SXS front brake caliper is manufactured from high-strength aluminum, which makes it stiffer without adding any weight. The increased stiffness of the brake caliper results in a more precise pressure point and improved brake power.



SXS.07.125.712

SX/XC 04-14

XC-W/EXC 04-14

SXS REAR BRAKE CALIPER

The SXS rear brake caliper is manufactured from high-strength aluminum, which makes it stiffer without adding any weight. The increased stiffness of the brake caliper results in a more precise pressure point and improved brake power. When fitting to SX/XC models as of MY 2013, the CNC brake caliper support (777.13.975.010.30) must be used instead of the supplied brake caliper support due to the larger axle diameter.



573.13.001.000

SUPERMOTO

RADIAL HAND BRAKE CYLINDER

This radial hand brake cylinder with 16 mm piston enables better leverage than conventional brake cylinders. The benefit: You need significantly less hand strength, can use a larger piston and thus be supplied with a much better feeling for applying the brakes. Required for mounting: Brake fluid reservoir 545.13.030.044 and the associated retaining bracket 573.13.001.050.



594.13.001.000/04

SUPERMOTO

CNC-MACHINED HAND BRAKE CYLINDER

This radial hand brake cylinder with 12 mm piston enables better leverage than conventional brake cylinders and is designed for offroad and supermoto models. CNC-machined from solid material and weighing in at only 305 g, it is extremely compact and very light. The short lever can be easily adjusted and delivers an extraordinarily precise feeling when applying the brakes. Ideal for use in combination with the 4-piston brake caliper 584.13.015.644/04 or the 6-piston brake caliper 594.13.015.044/04.



The all-new SXS two-stroke cylinder heads are a must for the serious racer and two-stroke tuner. With variable combustion chamber options designed for specific power output and delivery, every rider can find the SXS cylinder head they need! The aluminum alloys and optimized combustion chamber shapes employed ensure the best possible heat dissipation. This has a positive effect on power delivery and reduces material wear in the combustion chamber and on the piston. Replacement of the whole head is now no longer necessary – simply put in a new combustion chamber insert and off you go again. To increase the performance of your bike even further, we recommend combination of the SXS cylinder heads with the following parts:

- SXS spark plug
- SXS CDI unit
- KTM PowerParts exhaust system

IMPORTANT:
The carburetor jets must be matched with the selected combustion chamber insert and the model year of your vehicle (e.g. selected combustion chamber insert = motocross, vehicle = 250 XC-W MY 09 --> appropriate carburetor jets = 250 SX MY 09). Detailed information about carburetor jetting is available from your KTM dealer.

SXS.13.125.050 NEW
125/144/150 SX 07-14

SXS.13.250.050
250 SX/XC/XC-W 07-14

SXS.13.300.050
300 XC/XC-W 08-14

SXS CYLINDER HEAD WITH VARIABLE COMBUSTION CHAMBER
Combustion chamber inserts sold separately.



PRODUCT HIGHLIGHT



SXS.13.125.081 NEW
125 SX 07-14

SXS.13.250.081
250 SX/XC/XC-W 07-14

SXS.13.300.081
300 XC/XC-W 08-14

EXTREME SETTING

SXS COMBUSTION CHAMBER INSERT EXTREME
The combustion chamber insert is made from an alloy developed specially for this purpose. The excellent conductivity of this alloy increases the capability of your engine in extreme conditions, particularly when it needs to deliver maximum performance (e.g. in high temperatures, sandy track conditions or other extreme situations).

SXS.13.125.061 NEW
125 SX 07-14

SXS.13.144.061
144/150 SX/XC 07-14

SXS.13.250.061
250 SX/XC/XC-W 07-14

SXS.13.300.061
300 XC/XC-W 08-14

MX-SETTING

SXS COMBUSTION CHAMBER INSERT MX
Combustion chamber insert manufactured from highest grade aluminum, with optimized combustion chamber shape suited for Motocross racing.



SXS.13.250.071 NEW
250 SX/XC/XC-W 07-14

SXS.13.300.071
300 XC/XC-W 08-14

ENDURO-SETTING

SXS COMBUSTION CHAMBER INSERT ENDURO
Combustion chamber insert manufactured from highest grade aluminum, with optimized combustion chamber shape suited for Enduro racing.

SXS.13.250.091 NEW
250 SX/XC/XC-W 07-14

XC-SETTING

SXS COMBUSTION CHAMBER INSERT XC
Combustion chamber insert manufactured from highest grade aluminum for more torque delivered over the rev range.

SXS PARTS

ENGINE 2-STROKE

SXS.11.125.007

125 SX 07-14

SXS CYLINDER KIT

This complete ported and polished cylinder has been finished to Factory Racing specs, using the highest-quality workmanship. This guarantees more power throughout the entire rev range.



SXS.10.150.051

144/150 SX 07-14

SXS CYLINDER HEAD

Specially designed for use on sandy tracks (high thermal loads!).
Volume 14.8 ml = less compression (standard: 13.8 ml).



SXS.02.125.071

125 SX 00-14

144/150 SX/XC 07-14

SXS SPARK PLUG

In the ultra competitive 125/150 classes, every little performance advantage can help. Step up to factory level performance with the extremely robust SXS spark plug and its special properties:

- Iridium center electrode tip
- Reinforced electrode (better against vibration and breakage)
- Special design with improved anti-rusting properties

We recommend use of the SXS spark plug when fitting power-boosting parts, such as SXS cylinder heads, PowerParts exhaust systems or the SXS CDI unit.



SXS.12.300.000

250 SX 07-13

SXS.14.300.000

250 SX 14

300 SX KIT

All the parts required for converting your 250 SX to a 300 SX for the open classes. No additional jetting change needed.

SXS.12.300.100

250 XC/XC-W 07-14

300 XC KIT

All the parts required for converting your 250 XC or XC-W into a 300 XC. No additional jetting change needed.

503.39.931.000

125 SX 07-14

SXS CDI UNIT

The ignition curve of the SXS CDI unit is specially tuned to the use of fuel with at least 98 octane.

The benefits:

- Higher peak power
- Higher revs
- Best possible performance

We recommend use in combination with a PowerParts exhaust system and the SXS spark plug.



SXS PARTS

ENGINE 4-STROKE

771.12.945.044
250 SX-F 11

**KICKSTARTER
+ E-STARTER**



E-START KIT

For all riders who don't want to do without the electric starter button. No battery supplied.

771.12.946.044
250 SX-F 12

**KICKSTARTER
+ E-STARTER**



772.12.945.044
350 SX-F 11-12

KICKSTART KIT SPORT

All the parts required for fitting the kickstarter to your 250 or 350 SX-F. The combination of kick and electric starter guarantees that you always get your bike running again as quickly as possible.

SXS.09.505.000
450 SX-F 07-12
450 SMR 08-12

505 SXS KIT


Big bore kit with extra displacement (505 instead of 450). For plenty of torque and even more peak power.



771.12.946.244
250 SX-F 12

KICKSTART KIT RACE

With the kick start race kit, all the parts are included to remove the electric starter and go kickstart only. This kit is for riders looking for maximum weight savings.



**KICKSTARTER
ONLY**

SXS.09.280.000
250 SX-F 06-10
250 XCF-W 07-11

280 SXS KIT

Big bore kit with extra displacement (280 instead of 250). For plenty of torque and even more peak power.



SXS.09.570.000
530 XC-W/EXC 08-11

570 SXS KIT

Big bore kit with extra displacement (570 instead of 530). For plenty of torque and even more peak power.



SXS.11.250.100
250 SX-F 11-12

SXS PERFORMANCE KIT

The SXS performance kit provides your injection model with significantly more power and torque plus the accustomed performance characteristics of the original 250 SX-F carburetor version.

The kit includes:

- Cylinder base gasket
- Cylinder head gasket
- Intake camshaft

The SXS performance kit can only be used in conjunction with the Akrapovic EVO system (SXS.08.250.500 + SXS.11.250.502) and the corresponding special mapping



SXS.11.250.200
250 SX-F 11-12

SXS PERFORMANCE KIT COMPLETE

Identical to SXS.11.250.100, but including Akrapovic EVO exhaust system (SXS.08.250.500 + SXS.11.250.502).

590.31.017.300
ALL KEIHIN CARBURATORS, 4-STROKE

FACTORY MIXTURE CONTROL SCREW

Practical tool for regulating the mixture on the carburetor without the need for any other tools.

FOR CLOSED COURSE COMPETITION USE ONLY.



773.35.955.044
450/505 SX-F 07-12

780.35.955.044
400/450/530 EXC 08-11

770.35.955.044
250 SX-F/EXC-F 07-12

WATER PUMP IMPELLER

Increases the flow rate, hence reducing the coolant temperature. Can only be fitted to the 450/505 SX-F in combination with an Akrapovic header.



690.29.096.140
250/350 SX-F/XC-F 11-14
450 SX-F/XC-F 13-14
450 SMR 13-14

USER SETTING TOOL

Do-it-yourself EFI tuning with engine data logging! This combination of hardware and software makes fine adjustment of the injection easy. Connect the bike to a laptop via an adapter and select the desired mixture and ignition settings with the clearly organized editing software. Select according to the revs, load range, environmental conditions and your personal riding preferences. Additional feature: Logging function for recording all relevant engine data during a lap. **FOR CLOSED COURSE COMPETITION USE ONLY.**



SXS PARTS

SPECIAL PARTS

The latest generation of the Rekluse automatic clutch featuring EXP technology. This automatic clutch is installed into the standard clutch hub for an uncomplicated and quick installation.

The benefits:

- Retains manual clutch control at the clutch lever for direct connectivity and precise throttle/clutch response when needed.
- Easily adjusted from the outside via the clutch slave cylinder, so removal of the clutch cover or dismantling of the clutch is no longer necessary
- No stalling of the engine in critical situations such as braking into corners, on descents, mid-jump, when starting or pushing
- The improved traction can be controlled perfectly and smoothly via the throttle twist grip alone
- Slippery, extremely steep sections can therefore be conquered more easily (saving time and ensuring faster lap times)
- More relaxed, fatigue-free and controlled riding, even over longer distances and in tough terrain
- Unrestricted and total concentration on the perfect line
- No more clutch shifting required, although the clutch works normally for manual control

Tested and approved by our experienced enduro factory riders.

548.32.900.100
250/300 SX/XC/XC-W 13

548.32.900.200 NEW
250/300 SX/XC/XC-W 14

774.32.900.100
350 XCF-W/EXC-F 12-13

774.32.900.200 NEW
250 XCF-W 14
350 XCF-W/EXC-F 14

781.32.900.100
450/500 XCF-W/EXC 12-13

781.32.900.200 NEW
450/500 XCF-W/EXC 14

AUTOMATIC CLUTCH



REKLUSE

773.11.953.000 NEW

LITHIUM ION BATTERY 5S

Our lithium ion batteries offer the following advantages:

- Small case size = 5.23" L x 2.75" D x 3.35" H
 - 1 kg lighter than standard battery 773.11.053.000
 - 1.6 kg lighter than standard battery 585.11.053.000
 - Unbeatable cost/weight-saving ratio
 - Installable in any position as they contain no acid
 - Reliable technology and long service life
- Technical data:
- 12 V maintenance-free lithium ion battery
 - 1.2 Ah capacity
 - Recommended charging current – 2.5 amps
 - Maximum charging current for quick charging – 12 amps
 - Quick charging possible with high charging current (up to 90% in 6 min.)
 - Very low self-discharge (max. 5% per month)
 - Balanced discharging/charging of all cells thanks to balancer
 - Contains no heavy metals



781.13.900.000 NEW

250/300 SX/XC/XC-W 06-14
250/350 SX-F/XC-F/XCF-W/EXC-F 06-14
450/500/530 XC-W/EXC 06-14

LEFT HAND BRAKE KIT

For use with the automatic clutch. Allows braking of the rear wheel with the left hand, hence providing additional control in critical situations (e.g. steep downhill).



SXS.08.450.030

450/505 SX-F 07-11
400/450/530 XC-W/EXC 08-11

HINSON OUTER CLUTCH HUB

Wear of the Hinson outer clutch hub is many times less than that of the original outer clutch hub. The special, very hard surface finish has a positive impact on the service life and responsiveness of the clutch.



SXS.08.450.040

450/505 SX-F/XC-F 07-11

SXS INNER CLUTCH HUB

Wear of the SXS inner clutch hub is many times less than that of the original inner clutch hub. CNC-machined from high-strength aluminum. It has a positive impact on the service life and responsiveness of the clutch.



SXS.08.450.700

450/505 SX-F 07-10
SMR 08-10

FACTORY RACING AIR FILTER KIT

More power thanks to increased air flow. FOR CLOSED COURSE COMPETITION USE ONLY.



780.06.003.050/04

780.06.003.050/30
SX 07-10
SMR 08-11
XC-W/EXC 08-11

SXS AIRBOXCOVER

More power thanks to increased air flow. In very dusty conditions, we recommend the air-permeable membrane 773.06.099.000 (is glued to the inside). FOR CLOSED COURSE COMPETITION USE ONLY.



SXS.08.250.030

KEIHIN CARBURETORS 04-12

SXS ACCELERATION PUMP SPRING

Increases the output of the accelerator pump. Benefit: better responsiveness.



EXHAUST

2-STROKE



Akrapovic Silencer – that means years of racing experience, perfect material selection and sports design. Even for 2-strokes!

- The benefits:
- Minimum weight
 - Maximum top-end performance
 - Perfectly distributed torque curve
 - Lowest noise level of any 2-stroke silencer
 - Long service life

FOR CLOSED COURSE COMPETITION USE ONLY.

SXS.12.150.560

| | |
|-----------|-------|
| 125 SX | 04-14 |
| 150 SX/XC | 09-14 |

FACTORY RACING SILENCER



SXS.10.250.550

| | |
|--------|-------|
| 200 SX | 03-04 |
| 250 SX | 98-10 |

551.05.981.000

| | |
|---------------------|-------|
| 250 SX | 11-14 |
| 200/250/300 XC/XC-W | 11-14 |

FACTORY RACING SILENCER



EXHAUST

2-STROKE

35 years of racing experience: The KTM by FMF Factory Racing pipes have been specially developed for the hardships of offroad life. That's why they're made from high-quality, extra thick, hardwearing sheet steel. An elegant appearance is ensured by the nickel-plated, stainless, polished surface.

- Additional features:
- Broader and more usable rev range
 - Higher top speed
 - More traction, better control when accelerating
 - Including O-rings

For a perfectly tuned and performance-optimized overall system, we recommend combination with a KTM by FMF factory racing silencer. **FOR CLOSED COURSE COMPETITION USE ONLY.**



SXS.11.144.500
125 SX 04-14
150 SX/XC 09-14

FACTORY RACING PIPE

SXS.08.300.500
250 SX 03-10
250/300 XC/XC-W 04-10

SXS.08.200.500
200 XC/XC-W 06-10

SXS.11.300.500
250 SX 11-14
250/300 XC/XC-W 11-14

SXS.11.200.500
200 XC-W 11-14

FACTORY RACING PIPE

000.50.000.810

125 SX 05-14
125 SXS 05-08
150 SX/XC 09-14

000.50.000.811

200/250/300 SX/XC/XC-W 11-14

EXHAUST HARDWARE KIT

Contains exhaust springs, bolts, shims and installation materials.



KTM ORIGINAL SPARE PARTS

SXS.11.150.550

125 SX 04-14
150 SX 09-14

FACTORY RACING SILENCER



SXS.08.300.550

200 SX 03-04
250 SX 98-10

SXS.11.250.550

250 SX 11-14
200/250/300 XC/XC-W 11-14

FACTORY RACING SILENCER



U690.9832

250 SX 03-10
200/250/300 XC/XC-W/EXC 04-10

U691.0030

250 SX 11-14
200/250/300 XC/XC-W 11-14

FACTORY RACING SILENCER SA

Spark Arrestor Version.



The FMF factory silencers are top-performance silencers.

The benefits:

- Housing made from high-grade, pressed, anodized aluminum
- Factory performance characteristics
- Hi-Flo exhaust technology
- Long service life
- Integrated bracket
- Dynamically formed stainless steel end caps
- Simple fitting

For a perfectly tuned and performance-optimized overall system, we recommend combination with the factory pipe. **FOR CLOSED COURSE COMPETITION USE ONLY.**

U691.0029

125 SX 04-14
150 SX/XC 09-14

FACTORY RACING SILENCER SA

Spark Arrestor Version.



EXHAUST

4-STROKE

Developed by Akrapovic in collaboration with the KTM Factory Team: this is the highest quality factory racing header you can buy for your motorcycle. Top titanium quality and maximum weight reduction are the secrets behind the outstanding successes of the KTM Factory Team.

- The benefits:
- Perceptible increase in performance throughout the rev range
 - Made from titanium – that means: ultra-light
 - Highest quality workmanship
 - Optimum header routing

A resonance chamber is also used on selected factory headers, contributing to optimum torque distribution and sound reduction. Note: These Performance headers are designed for **CLOSED COURSE COMPETITION USE ONLY.**

SXS.11.350.500 TITANIUM
350 SX-F/XC-F 11-12
350 XCF-W 12-14

SXS.10.450.500 TITANIUM
450/505 SX-F 07-12
450 SMR 12

SXS.12.350.550 TITANIUM
350 XCF-W 12-14

777.05.907.000 TITANIUM
250 SX-F/XC-F 13-14

778.05.907.000 TITANIUM
350 SX-F/XC-F 13-14

789.05.907.000 TITANIUM
450 SX-F/XC-F 13-14
450 SMR 13-14

FACTORY RACING HEADER
Can only be fitted in combination with factory silencer.

SXS.07.450.500 TITANIUM
450/505 SX-F 07-12

FACTORY RACING HEADER
Can only be fitted in combination with factory silencer.

SXS.08.530.550 TITANIUM
530 XC-W 08-11

SXS.12.450.550 TITANIUM
450 XC-W 12-14

SXS.12.500.550 TITANIUM
500 XC-W 12-14

FACTORY RACING HEADER
Can only be fitted in combination with factory silencer.

SXS.08.250.500 TITANIUM
250 SX-F 06-12
250 XC-F 07-13
250 XCF-W 07-13

774.05.907.000 TITANIUM **NEW**
250 XCF-W 14

FACTORY RACING HEADER
Can only be fitted in combination with factory silencer.



#25 | M. Musquin | KTM 250 SX-F

1
2
3
4
5
6
7
8
9
10
11
12
13
14
15
16
17
18
19
20
21

EXHAUST

4-STROKE

The quietest exhaust in motocross history! Specially developed for the new SX generation, this Akrapovic titanium factory pipe is ahead of its time, complying with the stricter FIM sound limits established in 2013.

The KTM Factory Race Team rides with this silencer for the following reasons:

- Increase in peak performance
- Unbeatably low weight
- Manufactured from high-end titanium
- Perfect and highest quality workmanship
- Titanium end cap reinforced in the key places

With removable sound reduction insert. Can also be fitted in combination with original header. We recommend use in combination with a factory header for a further increase in rideability and power development. **FOR CLOSED COURSE COMPETITION USE ONLY.**



777.05.979.100 TITANIUM
250/350 SX-F/XC-F/XCF-W 13-14

789.05.979.100 TITANIUM
450 SX-F/XC-F 13-14
450 SMR 13-14

FACTORY RACING SILENCER

Includes 2 sound reduction inserts. One FIM compliant sound insert and one spark arrester insert. **FOR CLOSED COURSE COMPETITION USE ONLY.**

787.05.981.000 TITANIUM **NEW**
450/500 XC-W 12-14

FACTORY RACING SILENCER

The innovative, transparent nano-coating preserves the elegant appearance of the silencer for a longer period of time, since it prevents scratches, oxidation and burning-in of dirt. Dirt can be removed very easily or does not stick at all now in some cases. This has a positive impact in turn on the vehicle weight. Can also be fitted in combination with original header. **FOR CLOSED COURSE COMPETITION USE ONLY.**



Akrapovic silencers have been conceived for motocross and enduro riders who are looking for the best exhaust systems available on the aftermarket. The hexagonal silencer is a perfect match for the sharp lines of the KTM.

The benefits:

- Higher top speed
- Optimum power development throughout the rev range
- Highest-quality workmanship
- Carbon fiber clamps and carbon fiber end cap

With removable sound reduction insert. We recommend use in combination with a factory header for even better rideability and performance. **FOR CLOSED COURSE COMPETITION USE ONLY.**

SXS.12.500.512 TITANIUM
250/350/450/505 SX-F/XC-F 07-12
250/350/400/450/500/530 XCF-W 08-14

FACTORY RACING SILENCER

Can also be fitted in combination with factory headers on 350/400/450/500/530 XC-W. Spark arrester insert included.

This Akrapovic silencer has been conceived especially for enduro riders who are looking for the best exhaust system available on the aftermarket and who know how optimum power development can best be achieved on the enduro course or in offroad use. The hexagonal silencer is a perfect match for the sharp lines of the KTM. With removable sound reduction insert. Installation only possible with original header. Can also be fitted in combination with factory headers on 350/400/450/500/530 XC-W. Spark arrester insert included. **FOR CLOSED COURSE COMPETITION USE ONLY.**

781.05.982.000 TITANIUM **NEW**
350/500 EXC 12-14

PERFORMANCE SILENCER

New for this year! KTM Powerparts now offers a street-legal, 50 state compliant Slip-On Silencer. This direct bolt-on replacement silencer meets US on-road homologation requirements. No mapping changes or modifications required. Just bolt-on and go!




SXS.11.250.502 TITANIUM
250 SX-F 06-12

SXS.11.450.502 TITANIUM
350 SX-F 11-12
450/505 SX-F 07-12
450 SMR 12

FACTORY RACING SILENCER

Can only be fitted in combination with factory header.



SXS.12.250.512 TITANIUM
250 XCF-W 07-13

FACTORY RACING SILENCER

Can only be fitted in combination with factory header.



STREET-LEGAL

EXHAUST

4-STROKE



| |
|--------------------------------|
| SXS.10.450.512 TITANIUM |
| 250/450/505 SX-F 07-14 |
| 250/450/505 XC-F 07-09 |
| 250 XCF-W 07-14 |
| 350 SX-F/XC-F 11-14 |
| 350/450/500 XCF-W 12-14 |
| 400/450/530 XC-W 08-11 |
| 250/400/450/525 SX/EXC 04-06 |
| SMR 04-14 |

SLIP-ON FACTORY RACING SILENCER

This slip-on factory racing silencer has been developed in collaboration with Akrapovic for the very specific requirements of enduring offroad use (for enduro, motocross and supermoto too) and very carefully tuned to the KTM characteristics. The benefits:

- Improved torque curve combined with very rideable peak performance
- More sensitive throttle response and resulting improved traction
- Durability suitable for extreme enduro use
- Made from titanium – that means: ultra-light
- Welded on brackets
- Reinforced titanium end cap (factory team standard)
- Pleasant deep sound

With removable sound reduction insert.

Can only be fitted in combination with original header.

U691.2018 TITANIUM

250/350/450 SX-F/XC-F 13-14
250/350/450/500 XC-W 12-14

FMF SILENCER

The goal was to offer a lightweight, high performance exhaust system that also maintains a responsible sound level. The silencer also had to meet the needs of both enduro and motocross riders. The result is an all new design for the new generation of KTM's. Based on the successful Q4 architecture from FMF, KTM took it further by rigorously testing and tweaking in collaboration with FMF R&D. Wrapped in a titanium skin, the final result is a lightweight, quiet exhaust with great performance. Includes Removable Spark Arrestor. **FOR CLOSED COURSE COMPETITION USE ONLY.**



U691.2012 TITANIUM

250 SX-F/XC-F 11-12
250 XCF-W 12-13

U691.0053 TITANIUM

350 SX-F/XC-F 11-12
350 XCF-W 12-14

FMF FACTORY RACING HEADER

Developed in cooperation with the KTM Factory Team to ensure the best possible power development. Can only be fitted in combination with FMF factory silencer.



000.50.000.814

250/350 SX-F/XC-F 11-14
450 SX-F 11-12

000.50.000.815

450 SX-F/XC-F 13-14
250/350/450/500 XCF-W/EXC-F 12-14

EXHAUST HARDWARE KIT

Contains exhaust springs, bolts, shims and installation materials.



ORIGINAL SPARE PARTS

U691.0054 TITANIUM

250/350/450 SX-F/XC-F 11-12

FMF FACTORY RACING SILENCER

This muffler design is the result of the collaboration between KTM USA Motorsports and FMF. Titanium construction saves weight over the stock silencer.

Highlights:

- Patented core shape lowers sound level while maintaining maximum power output
- Patented canister shape increases internal volume for more sound absorbing material
- Patented chamber design to enhance and refine exhaust pressure
- Innovative rear endcap for simple installation of tuning tip inserts or spark arrestor
- Meets AMA and FIM sound requirements with Insert installed
- Compatible with stock or FMF headers
- Spark arrestor insert included.
- Maintenance made easy with the removal of 4 screws on the front endcap

FOR CLOSED COURSE COMPETITION USE ONLY.



SXS.09.450.512

250/350/450/505 SX-F/XC-F 07-14
SMR 07-10
250/350/400/450/500/530 XCF-W 08-14

FMF SLIP-ON SILENCER

A perfect introduction to the world of performance enhancement!

The FMF slip-on silencer has been developed in collaboration with FMF and adapted precisely to the engine characteristics of your KTM – the only way to ensure maximum power with ultimate rideability. The benefits:

- Increased performance along with minimized noise level
- Manufactured from highest grade materials

With removable noise reduction/spark arrestor insert. Can only be fitted in combination with original header.

FOR CLOSED COURSE COMPETITION ONLY.



EXHAUST

HEAT PROTECTION

Do you know about the special properties of carbon fiber?

- Extremely light: about 80% lighter than steel with the same load-bearing capacity
- Very stable: 4 times more resilient than aluminum
- Ultimate stiffness and strength
- Free from corrosion
- High continuous temperature resistance
- Low thermal expansion
- And, last but not least, a cool look

Add style and hi-tech coverage to your KTM with carbon fiber components from KTM PowerParts – they save weight and look great.



U690.9867
200 XC/XC-W 06-14

U690.7832
FOR 250/300 EXHAUST PIPE
548.05.009.200, 548.05.007.100,
548.05.007.300

U690.8892
FOR 250/300 FACTORY
EXHAUST PIPE SXS.08.300.500

CARBON FIBER PIPE GUARD



SXS.07.250.535
250 SX-F/XC-F 07-12
250 XC-F-W 07-13
400/450/500/530 XC-W/EXC 08-14

SXS.10.450.535
FOR FACTORY HEADER SXS.10.450.550
250 XCF-W 14
350 SX-F/XC-F 11-12
350 XC-W/EXC 12-14

EXHAUST GUARD CARBON FIBER

Suitable for fitting to factory and original headers. Can only be fitted to headers without a resonance chamber.

503.05.009.510
FOR 125 EXHAUST PIPE
503.05.009.500 AND 503.05.007.200

503.05.909.510
FOR 125 EXHAUST PIPE
503.05.107.000

SXS.11.300.510
FOR EXHAUST PIPE
548.05.107.000 AND SXS.11.300.500

CARBON FIBER PIPE GUARD

The featherweight carbon fiber protector for maximum service life of your exhaust. Ideal protection against flying stones, branches, etc. thanks to the generously sized cover.



HANDLEBAR & INSTRUMENTS / ELECTRIC

GRIPS

548.02.021.000 SOFT


548.02.021.100 MEDIUM

GRIP HALF-WAFFLE

The special half-waffle grip has been developed to meet the demands and preferences of our factory riders, with the clear objectives: comfort and a solid grip – because no calluses on the palms and secure grip mean less stress when riding.

The benefits:

- Ergonomic; contour matched to the shape of the hand for maximum comfort
- Small "half waffle" ribs on the rear for secure grip
- Made from two materials with different grades of hardness
- Available in two versions (soft and medium)
- Three areas for the metal safety wire



630.02.021.100

630.02.021.200

Same as 630.02.021.100, but with open grip ends for closed handguards or bar ends.

GRIP SET DUAL COMPOUND

The KTM 2K (2K= 2 different materials) grip combines the durability of KTM standard grips and the comfort of the soft KTM grips.

- Harder orange material on the inside and at the grip ends for a long service life
- Softer black material on the outside, where the hand lies on the grip, for increased comfort



781.02.924.000 NEW

2-STROKE 04-14

4-STROKE 06-14

LOCK-ON GRIP SET

Grip replacement made easy! No more glue or safety wire needed. With the lock-on grips set, the grips are locked onto the handlebar by an intergrated clamp. The laborious process of sticking the grips and securing them with wire is no longer necessary. Includes three different cams to work with two and four stroke models!



781.02.922.000 NEW

MUD GRIPS

The mud grips are simply pulled over existing grips and guarantee a secure hold on the grip rubber, even in extremely muddy conditions, thanks to their special material mix.



U695.1716

GRIP DOUGHNUTS SET

Optimum protection against blisters on the thumbs with these coated neoprene rings. Simple to slide onto the grips.



U695.1345

GRIP HEATERS

Ensures warm hands, even in bad weather. Recommended to be installed by an authorized KTM dealer.



772.02.923.000 4-STROKE

QUICK TURN THROTTLE

With the quick turn throttle, the twisting movement on the throttle twist grip is reduced by approx. 10%. That's how to do a holeshot!




U691.0016 2-STROKE

U691.0017 4-STROKE

THROTTLE CAM SYSTEM

The throttle twist grip has three differently profiled cams, each with a different gear ratio. This allows the throttle response characteristics to be varied in accordance with personal requirements.



780.12.016.000

SX 04-14

XC/XC-W 04-14

EXC 04-14

780.12.916.000

SX/XC 13-14

XC-W/EXC 14

STRAP FRONT



780.12.917.000

SX/XC/XC-W/EXC 04-14

STRAP REAR



781.12.917.000

SX/XC/XC-F 11-14

XC-W/EXC 12-14

GRAB HANDLE

Give yourself a better hand hold when pulling the bike on the stand. Saves you from muddy gloves when stuck in the mud. Anodized black. Not for use on silencers with carbon retaining clamps.

HANDLEBAR & INSTRUMENTS / ELECTRIC

LEVER

Precision made lever designed to bend forward in a spill. They have a long wearing delrin bushing assembly and adjustable lever position that will give the rider the best hand comfort.

780.13.802.000 BREMBO®
SX/XC/XC-W/EXC 01-13

FLEX BRAKE LEVER
Suitable for all hydraulic Brembo® brake systems.



503.02.042.300

125 SX 09-13
150 SX/XC 10-13
450 SX-F 09-12
125/200 XC/XC-W 10-13

548.02.042.400

250 SX 14
250/350/450 SX-F/XC-F 14
250/300 XC/XC-W 14
250/350/450/500 XCF-W/EXC 14

503.02.042.500

125/150 SX/XC 14
200 XC-W 14

548.02.042.300

250 SX 09-13
250 SX-F 09-13
350 SX-F/XC-F 11-13
450 SX-F 13
250/300 XC/XC-W 10-13
250/350/450/500/530 XCF-W/EXC 10-13

CLUTCH AND BRAKE LEVER SET
Contains clutch and hand brake levers.



780.02.831.200/04 BREMBO®
SX/XC/XC-W/EXC 06-14

FLEX CLUTCH LEVER
Suitable for all offroad models with hydraulic Brembo® clutch fittings.

780.13.802.200/04 BREMBO®
SX/XC/XC-W/EXC 01-13

781.13.902.044/04 BREMBO® NEW
SX/XC/XC-W/EXC 14

FLEX BRAKE LEVER
Suitable for all offroad models with hydraulic Brembo® brake systems.

U695.1397 MAGURA
SX/XC/XC-W/EXC 98-08

FLEX CLUTCH LEVER
Suitable for all hydraulic Magura clutch mountings up to model year 2008.



Do you know about the benefits of forged brake and clutch levers from KTM PowerParts?

- Manufactured from high-strength aluminum, forged and then CNC-machined
- This extensive production process guarantees a long service life, maximum durability, and a precise fit
- Ergonomically perfected shape (the result of years of racing experience)
- Pre-defined breaking point
- Orange anodized

780.02.931.000/04 MAGURA
SX/XC/XC-W/EXC

CLUTCH LEVER
Suitable for all hydraulic Magura clutch mountings up to model year 2008.



780.02.931.200/04 BREMBO®
SX/XC/XC-W/EXC

CLUTCH LEVER
Suitable for all offroad models with hydraulic Brembo® clutch systems.



780.02.931.100/04 MAGURA
SX/XC/XC-W/EXC

CLUTCH LEVER
Suitable for all hydraulic Magura clutch fittings where the Flex lever is fitted as standard.



780.13.902.000/04 BREMBO®
SX/XC/XC-W/EXC 01-13

781.13.992.000/04 BREMBO® NEW
SX/XC/XC-W/EXC 14

BRAKE LEVER
Suitable for all offroad models with hydraulic Brembo® brake systems.



590.02.025.200

450/525 SX 04-06
450/505 SX-F 07-12
SMR 04-12

HOT-START CABLE
No more fiddling with the carburetor to get the hot engine running again. Can only be fitted if a hot start device is available on the carburetor.



590.02.025.100

450/525 SX 04-06
450/505 SX-F 07-12

HOT-START CABLE
No more fiddling with the carburetor to get the hot engine running again. Can only be fitted if a hot start device is available on the carburetor.



HANDLEBAR & INSTRUMENTS / ELECTRIC

HANDGUARDS

603.02.179.000/04  **NEW**
SX/XC/XC-W/EXC/SMR

603.02.179.000/28  **NEW**
SX/XC/XC-W/EXC/SMR

603.02.179.000/30  **NEW**
SX/XC/XC-W/EXC/SMR

HANDGUARDS

These two-component wrap-around plastic handguards have been completely redesigned. The black center section offers maximum strength for optimum durability. The colorful upper and lower parts are more flexible to withstand impacts from stones and branches. Large coverage area keeps weather and debris away.

780.02.079.100/04  **NEW**
SX/XC/XC-W/EXC/SMR

780.02.079.100/28  **NEW**
SX/XC/XC-W/EXC/SMR

780.02.079.100/30  **NEW**
SX/XC/XC-W/EXC/SMR

LOW PROFILE HANDGUARDS

These two-component wrap-around plastic handguards have been completely redesigned. The black center section offers maximum strength for optimum durability. The colorful upper and lower parts are more flexible to withstand impacts from stones and branches. Low profile shield area offers a sporty look and just the right amount of protection.



770.02.079.000/04 

SX/XC/XC-W/EXC 00-08
250/300 SX/XC/XC-W/EXC 09-13
250 XCF-W 09-12
400/450/500/530 XC-W/EXC 09-13

770.02.079.100/04 

125/144/150 SX/XC 09-13
450/505 SX-F 09-12
200 XC-W 09-13

HANDGUARDS

Thanks to splitting of the surfaces, these open, very light KTM handguards ensure an uncompromising racing look in the angular KTM design. In two-component injection molding technology:

- Black mid-section = maximum strength for optimum durability.
- Orange top and bottom parts = highly flexible, enduring even the roughest of treatment

The choice is yours: attached directly to the handlebar with a plastic bracket or directly to the lever mounting with a special adaptor.

Handlebar mounted guards cannot be fitted with Twinwall handlebar.



765.02.979.000/04 

SX/XC/XC-W/EXC/SMR

765.02.979.000/30 

SX/XC/XC-W/EXC/SMR

ALUMINUM HANDGUARDS

These handguards developed especially for KTM bikes are an indispensable companion for serious offroad and supermoto use. The wide, spacious design ensures excellent mobility and maximum coverage against impact, flying stones, branches, etc. Cannot be fitted with Twinwall handlebar.



HANDLEBAR & INSTRUMENTS / ELECTRIC

HANDGUARDS

U695.1375

SX/XC/XC-W/EXC/SMR RENTHAL + NEKEN

U695.1406

SX/XC/XC-W/EXC/SMR MAGURA

ALUMINUM HANDGUARDS PRO BEND

The KTM Pro Bend handguards feature rugged aluminum bars that are shaped to give your hands and levers plenty of space. In addition, they have C-shaped mounting brackets for easy routing of cables and hoses. The high impact plastic hand shields have a sleek profile that offers the perfect balance of coverage and style.

U691.0026

U691.0027

REPLACEMENT SHIELD SET FOR PROBEND

U690.7894

MAGURA

U690.7895

RENTHAL + NEKEN

U691.1028

RENTHAL TWIN WALL

ALUMINUM CLAMPS EASY ROUTE

Designed to match the U690.7893 handguard. The curved shape of the clamp allows plenty of room to route cables and hoses. Three different tapers available for the perfect fit.



U690.7897

U690.7896

PLASTIC DEFLECTOR SET

Durable plastic shields to mount with the U690.7893 or U691.1027 aluminum handguards.



U690.7893

ALUMINUM HANDGUARDS BLACK

Used by the top off road riders around the country these handguards are made from high-quality aluminum and finished with tough black anodizing. Mounting clamps are sold separately to ensure the optimized fit for your particular handlebar.



U691.1027

FOR TWIN WALL

ALUMINUM HANDGUARDS BLACK

Special length and shape to work perfectly with Renthal Twinwall handlebars.

781.02.979.100/04

125/150 SX/XC 09-13
250/300 SX/XC/XC-W 06-13
250/350 SX-F/XC-F 11-13
450 SX-F/XC-F 13
200 XC-W 09-13
250/350/400/450/500/530 XCF-W/EXC 08-13

781.02.979.100/28

125/150 SX/XC 09-13
250/300 SX/XC/XC-W 06-13
250/350 SX-F/XC-F 11-13
450 SX-F/XC-F 13
200 XC-W 09-13
250/350/400/450/500/530 XCF-W/EXC 08-13

781.02.979.100/30

125/150 SX/XC 09-13
250/300 SX/XC/XC-W 06-13
250/350 SX-F/XC-F 11-13
450 SX-F/XC-F 13
200 XC-W 09-13
250/350/400/450/500/530 XCF-W/EXC 08-13

MX HANDGUARDS

These lightweight handguards provide ample coverage and ultimate convenience. Simply attach at the levers/controls with the special mounting hardware (Included).



777.02.979.000/04

SX/XC/XC-W/EXC/SMR

777.02.979.000/28

SX/XC/XC-W/EXC/SMR

777.02.979.000/30

SX/XC/XC-W/EXC/SMR

MX HANDGUARDS

Universal fit, mounted directly on the handlebar with plastic brackets (included).

Thanks to splitting of the surfaces, these open, very light KTM (MX) handguards ensure an uncompromising racing look in the angular KTM design.

In two-component injection moulded construction.

- Black center section = maximum strength for optimum durability
- Colored upper and lower parts = highly flexible for enduring the roughest of treatment

The choice is yours: attached directly to the handlebar with a plastic bracket or directly to the lever mounting with a special adaptor. Handlebar mounted guards cannot be fitted with Twinwall handlebar.



777.02.079.000/04 **NEW**
SX/XC/XC-W/EXC 14

777.02.079.000/28 **NEW**
SX/XC/XC-W/EXC 14

777.02.079.000/30 **NEW**
SX/XC/XC-W/EXC 14

HANDGUARDS

These lightweight handguards provide ample coverage and ultimate convenience. Simply attach at the levers/controls with the special mounting hardware (Included).

HANDLEBAR & INSTRUMENTS / ELECTRIC

HANDLEBAR

Do you know that KTM handlebars must withstand very elaborate and specially developed test cycles before they come to market?

The facts:

- All KTM handlebars are made from EN AW 7010 T6 aluminum
- 28.5 mm diameter in the clamping area
- 22.15 mm diameter in the lever area
- Position markings for simple setting
- Large variety of sizes and shapes

You'll definitely find the perfect handlebar for your preferred riding position with the sizing table for KTM handlebars.



U690.9866

RENTHAL HANDLEBAR ORANGE

Renthal 604, orange, 99 mm, 802 mm, 54 mm.

U691.2020

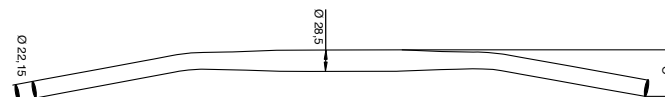
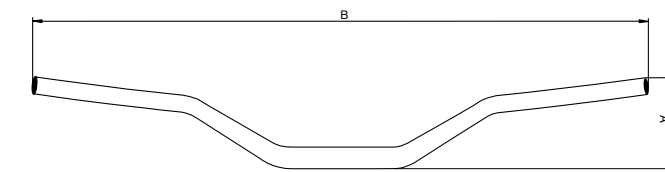
RENTHAL HANDLEBAR ORANGE

Renthal 827, orange, 117 mm, 811 mm, 66 mm.

U695.1393

TWINWALL RENTHAL HANDLEBAR

The TwinWall is two handlebars in one: the outer bar ensures maximum resistance to external damage and is also hard-anodized to protect against corrosion. The inner is made from a special alloy and also hard-anodized to protect it from damage by the handlebar fittings. Rubber seals at the transition points between the two prevent penetration of water, dirt, cleaning agents or any other contaminants. Supplied with bar pads.



| KTM Item Number | Model | Description | Color | A | B | C |
|-------------------|----------------|-------------|------------|-----|-----|----|
| U690.9866 | SX/XC/XC-W/EXC | Renthal 604 | orange | 99 | 802 | 54 |
| 548.02.001.100/17 | SX/XC/XC-W/EXC | Renthal 608 | anthracite | 95 | 805 | 40 |
| 548.02.001.200 | SX/XC/XC-W/EXC | Renthal 796 | gold | 130 | 805 | 63 |
| 548.02.001.200/17 | SX/XC/XC-W/EXC | Renthal 796 | anthracite | 130 | 805 | 63 |
| 548.02.001.300/17 | SX/XC/XC-W/EXC | Neken | anthracite | 120 | 803 | 64 |
| 548.02.001.400/17 | SX/XC/XC-W/EXC | Neken | anthracite | 120 | 808 | 64 |
| 548.02.001.300/04 | SX/XC/XC-W/EXC | Neken | orange | 115 | 806 | 62 |
| 590.02.001.000 | SX/XC/XC-W/EXC | Magura SX | silver | 120 | 808 | 63 |
| 773.02.001.100/17 | SX/XC/XC-W/EXC | Renthal SX | anthracite | 110 | 806 | 81 |
| 773.02.001.100/30 | SX/XC/XC-W/EXC | Renthal SX | black | 110 | 806 | 81 |
| 777.02.001.000/30 | SX/XC/XC-W/EXC | Renthal 827 | black | 117 | 811 | 77 |
| U691.2020 | SX/XC/XC-W/EXC | Renthal 827 | orange | 92 | 811 | 52 |
| 780.02.001.000/17 | SX/XC/XC-W/EXC | Neken | anthracite | 114 | 808 | 66 |
| U695.1393 | SX/XC/XC-W/EXC | Renthal 999 | orange | 83 | 805 | 55 |

HANDLEBAR & INSTRUMENTS / ELECTRIC

HANDLEBAR SUPPORT

SXS.07.125.200

SX/XC/XC-W/EXC/SMR

PHDS - PROGRESSIVE HANDLEBAR DAMPING SYSTEM

The CNC-machined handlebar mounting with cushioning rubber inserts relieves wrist and shoulder joints.

Further benefits of the PHDS:

- Cushioning of heavy knocks
 - Absorption of vibration from chassis and engine
 - Additional handlebar damping in horizontal direction
 - Optimum steering precision
 - Handlebar height adjustable to 2 positions
 - Further damping elements available in three degrees of hardness (soft, medium, hard) for individual tuning
- PHDS bar pad: SXS.07.250.800



777.02.944.000 NEW

CNC CLAMP WITH SLIDE INSERT

The clamp and its plastic insert are designed in such a way that the brake and clutch controls twist in the event of a fall, thereby reducing the risk of a lever breaking. Fits all Brembo® brake and clutch controls.

MORE POWERPARTS » www.ktm.com

HANDLEBAR & INSTRUMENTS / ELECTRIC

HANDLEBAR SUPPORT

789.01.939.044 32 MM

789.01.939.144 37 MM

789.01.939.244 42 MM

789.01.939.344 47 MM



HANDLEBAR SUPPORT

Available in four different heights. Included in the kit are 2 x handlebar support lower parts and 2 x fastening bolts. The upper parts and bolts required for clamping the handlebar are taken from the original handlebar support.

548.01.043.012 12 MM

SX/XC/XC-W/EXC/SMR

548.01.043.020 20 MM

SX/XC/XC-W/EXC/SMR



HANDLEBAR RISER

Can only be fitted in combination with handlebar support 590.01.039.100 (Forged triple clamps up to MY 2008).

777.01.939.010 10 MM

777.01.939.020 20 MM

777.01.939.030 30 MM



CNC HANDLEBAR RISER

The new, CNC-machined, high-strength aluminum handlebar risers are extremely robust thanks to their special screw fastening (from below) on the triple clamp. This makes for a very strong mounting system that resists twisting or bending in a fall. Use of these handlebar risers is only possible on CNC-machined triple clamps. Available in three different heights.

HANDLEBAR & INSTRUMENTS / ELECTRIC

STEERING DAMPER

U690.9816

SX 01-06

XC/XC-W/EXC 01-07

SX/XC 11-14

XC-W/EXC 12-14



STEERING STABILIZER ZZ POST MOUNT

To be used with U690.9815.

U690.9817

SX/XC 07-10

XC-W/EXC 08-11



STEERING STABILIZER FLUSH POST MOUNT

To be used with U690.9815.

772.12.905.344

BRACKET FOR STEERING DAMPER

This post mount is needed for installation of the 585.12.050.100 steering dampener. Adjustable pin height for the perfect fit.



585.12.050.044

FORGED TRIPLE CLAMP 03-07

585.12.050.144

FOR OE MACHINED TRIPLE CLAMPS 07-11

ALL OE CLAMPS

SX/XC/XC-W/EXC 12-14

585.12.050.444

TRIPLE CLAMP SMR

585.12.050.544

POWERPARTS CNC TRIPLE CLAMP WITH THREE BAR MOUNTING POSITIONS.



CLAMP FOR STEERING DAMPER

U690.9815

SX/XC/XC-W/EXC



STEERING STABILIZER

High-quality billet construction and used by the top offroad pros. Version 4. Raises the bar height by 13 mm. Post mount sold separately.


585.12.050.100

STEERING DAMPER

Submount Stabilizer with three fully adjustable circuits to help reduce rider fatigue, arm pump, and allow the bike to track better over rough terrain.

Further benefits:

- Extremely low weight
- Away from center dampening circuit
- High and low speed setting adjustments
- Ideal setting range with 25 possible clicks
- Used by factory teams around the world



781.11.999.000

EXC 12-14

IGNITION ELIMINATOR PLUG

Allows the easy removal of the keyed ignition on EXC models. FOR CLOSED COURSE COMPETITION USE ONLY.



HANDLEBAR & INSTRUMENTS / ELECTRIC

INSTRUMENTS / ELECTRIC SUPPORT



772.39.974.000

250/350 SX-F/XC-F 11-14
450 SX-F/XC-F 13-14
450 SMR 13-14

515.39.974.000

2-STROKE

MAP SWITCH

Ignition curve adjustment made easy! With this switch, you can change the ignition curve conveniently from the handlebar on models featuring a digital box with pre-programmed ignition curves. (whether or not your KTM has pre-programmed ignition curves can be found in the motorcycle owner's manual).

FOR CLOSED COURSE COMPETITION USE ONLY.

SXS.12.450.600

HOURLY METER

Know exactly when the next service is due.



451.29.075.000

REV METER

For 2-stroke and 4-stroke engines, displays up to 16,000 rpm.



548.14.073.000

EXC 05-13

TRIPMASTER SWITCH

The convenient solution for using all speedo functions without taking your hands from the bars.



551.31.003.044

XC-W (2-STROKE) 06-14

CARBURETOR HEATING

Prevents the carburetor from icing up in winter riding conditions.



SXS.12.450.644

BRACKET HOURLY METER

For fitting hourly meter SXS.12.450.600.



551.39.904.100

250 XC/XC-W 08-14
300 XC/XC-W 07-14

STATOR KIT

Ensures significantly higher power output and is required for use of the X2 light on all XC/XC-W models. We also recommend extra power when using other additional electrical components, e.g. fan, heated grips, etc. Only for use on 2-stroke bikes with electric starter, since a battery is required!



780.39.904.000

250 XCF-W 07-11
400/450/530 XC-WEXC 08-11

STATOR KIT

Ensures significantly higher power output and is required for use of the X2 light on all XC-W/EXC models (except 4-stroke XC-W/EXC models as of MY 2012). We also recommend extra power when using other additional electrical components, e.g. fan, heated grips, etc.

This lightweight, ultra-bright headlight cuts through the darkness extending your riding day. Sealed in a weather resistant shell, this system is perfectly suited for offroad use. A must-have upgrade for endurance and night races. PowerParts now offers two versions, Halogen or HID technology. The halogen version is approximately 40% higher output than the stock light while the HID system is 150% higher output than stock. Both units are self contained and install in just a few minutes. Plus, the installation is completely reversible, allowing you to easily convert back to the stock lighting system. Matching orange number plate background 780.08.907.000.04 is available. A stator kit needs to be fitted for use on some KTM models (see stator kit info). Transparent stone guard available separately. **FOR CLOSED COURSE COMPETITION USE ONLY.**

781.14.901.100/04

200/250/300 XC/XC-W 14
250 XCF-W 14
350/450/500 XC-W/EXC 14

NEW



781.14.901.100/28

200/250/300 XC/XC-W 14
250 XCF-W 14
350/450/500 XC-W/EXC 14

NEW

X2 LIGHT HALOGEN

781.14.901.000/04

250/300 XC/XC-W 14
250 XCF-W 14
350/450/500 XC-W/EXC 14

NEW



781.14.901.000/28

250/300 XC/XC-W 14
250 XCF-W 14
350/450/500 XC-W/EXC 14

NEW

X2 LIGHT HID

780.14.901.200/28

350/400/450/500/530 EXC 08-13

780.14.901.200/30

350/400/450/500/530 EXC 08-13

780.14.901.100/28


250/300 XC/XC-W 08-13
250 XCF-W 07-13
350/400/450/500/530 XC-W 08-13

780.14.901.100/30

250/300 XC/XC-W 08-13
250 XCF-W 07-13
350/400/450/500/530 XC-W 08-13

X2 LIGHT HID

The revolution in lighting technology: This lightweight, ultra-bright headlight turns night into day. Ideal for all 24-hour racers. Fitted in a matter of seconds. Matching orange start number sticker 780.08.907.000/04 available. A stator kit needs to be fitted for use on some KTM models (see stator kit info).



PRODUCT HIGHLIGHT

HANDLEBAR & INSTRUMENTS / ELECTRIC

SPECIAL PARTS

780.02.005.000/04

780.02.005.000/30

BAR ENDS

Only for handlebars with an internal diameter of 14.4 mm.



548.02.005.000

BAR ENDS

Great for covering up and protecting open handlebar ends. CNC aluminum and anodized orange.



772.02.002.144

SX/XC/XC-W/EXC/SMR

BAR PAD

Provides optimum coverage.



SXS.07.250.800

SX/XC/XC-W/EXC/SMR

BAR PAD PHDS

Provides optimum coverage when using the PHDS bar mount system.



502.12.040.000/30

RACING MIRROR LEFT

Light and robust.



781.02.994.000 NEW

SX/XC/XC-W/EXC (4-STROKE)

THROTTLE CABLE PROTECTION

Don't let a broken throttle cable cut your race short! This simple-to-fit, aluminum part reduces this risk to a minimum. The protector is simply attached to the throttle cable guide on the throttle grip, thereby reinforcing the throttle cable at its weakest point.

CNC PARTS ANODIZED

ENGINE

SXS.05.450.200

SX/XC/XC-W/EXC/SMR

FACTORY RACING OIL PLUG

Durable CNC oil cap that replaces the plastic serial cap. Convenient hex head for removal and predrilled for safety wire.



- 1
- 2
- 3
- 4
- 5
- 6
- 7
- 8
- 9
- 10
- 11
- 12
- 13
- 14
- 15
- 16
- 17
- 18
- 19
- 20
- 21

CNC PARTS ANODIZED

ENGINE

Do you know that all KTM CNC parts are manufactured from highest quality aluminum and therefore not only look good, but they will also withstand the toughest treatment?

With the anodized aluminum components in the original factory look from the PowerParts range, you can turn your KTM into something very special.

SXS.11.250.235

250 SX-F/XC-F 09-12
250 XCF-W 09-13

SXS.11.350.235

250 SX-F/XC-F 13-14
250 XCF-W 14
350 SX-F/XC-F 11-14
350 XC-W/EXC 12-14

SXS.07.450.235

450/505 SX-F/XC-F 07-12
450 SMR 08-12

SXS.12.450.235

450 SX-F/XC-F 13-14
450 SMR 13-14
450/500 XC-W/EXC 12-14

CLUTCH COVER

551.30.926.000

250 SX 07-14
250 XC/XC-W 07-14
300 XC/XC-W 07-14

CLUTCH COVER

SXS.09.300.245

250 SX 07-14
250 XC/XC-W 07-14
300 XC/XC-W 08-14

POWER VALVE CONTROL COVER



772.30.002.060/04

250/350 SX-F/XC-F 11-14
450/505 SX-F/XC-F 07-12
450 SMR 08-12
250/350 XC-W/EXC-F 12-14

IGNITION COVER PLUG



SXS.10.450.265

450/505 SX-F 07-12
450 SMR 08-11

OIL PUMP COVER



SXS.11.450.255

250 SX-F/XC-F 13-14
250 XCF-W 14
350 SX-F/XC-F 11-14
450/505 SX-F/XC-F 07-12
450 SMR 08-12
350 XC-W/EXC 12-14
400/450/530 XC-W/EXC 08-11

750.38.041.100

450 SX-F/XC-F 13-14
450 SMR 13-14
450/500 XC-W/EXC 12-14

OIL FILTER COVER



U695.1157

250 SX-F 06-12
450/525 SX 00-06
450/560 SMR 04-07
250 XCF-W 07-13
250/400/450/525 EXC 99-07

OIL FILTER COVER



SXS.07.450.265

250 SX-F/XC-F 13-14
250 XCF-W 14
350 SX-F 11-14
450 SX-F 13-14
450 SMR 13-14
350/400/450/500/530 XC-W/EXC-F 08-14

OIL PUMP COVER



CNC PARTS ANODIZED

CHASSIS



SXS.05.450.210 BREMBO®
SX/XC/XC-W/EXC/SMR

HANDBRAKE CYLINDER AND HYDRAULIC CLUTCH COVER

SXS.05.450.230 MAGURA
250-525 SX-F/EXC-F 00-05
450/505 SX-F 06-08

HYDRAULIC CLUTCH COVER



SXS.05.450.220
125-300 SX/XC/XC-W/EXC 00-08

HYDRAULIC CLUTCH COVER



548.13.960.050
SX/XC/XC-W/EXC 04-14

REAR BRAKE RESERVOIR EXTENDER

This rear brake reservoir cap has a larger volume and additional cooling fins. This minimizes heating of the brake fluid and almost completely eliminates that dreaded "fading".



SXS.06.450.230 BREMBO®
250 SX-F 07-10
250 XCF-W 06

HYDRAULIC CLUTCH COVER



SXS.09.450.210
125/150 SX/XC 09-14
200 XC-W 09-12
450 SX-F 09-12
450 SMR 09-12

HYDRAULIC CLUTCH COVER



SXS.08.300.040
FOR ALL 48 MM FORKS

FACTORY RACING KNOB ADJUSTER SET



U695.1981
SX/XC/XC-W/EXC 04-14

REAR BRAKE RESERVOIR CAP

U695.1010

FUEL TANK CAP VENT



777.07.908.144 NEW
SX/SMR 13-14

FUEL TANK CAP



781.07.908.044
1/4 TURN VERSION

FUEL TANK CAP



548.13.951.100
SX/XC/XC-W/EXC

STEP PLATE FOR BRAKE LEVER
7 mm wider contact surface than standard.



777.34.931.044
SX/XC/XC-W/EXC

STEP PLATE FOR SHIFTING LEVER
5 mm wider contact surface than standard.

CARBON


Do you know about the special properties of carbon fiber?

- Extremely light: about 80 % lighter than steel with the same load-bearing capacity
- Very stable: 4 times more resilient than aluminum
- Ultimate stiffness and strength
- Free from corrosion
- High continuous temperature resistance
- Low thermal expansion
- And, last but not least, a cool look

Complete your KTM with carbon fiber components from KTM PowerParts – they save weight and look great.

771.41.920.000/49
250/350 SX-F/XC-F 11-12

CARBON TPS PROTECTION
Protects the throttle position sensor from dirt and stone impact.



SXS.04.125.100
SX/SMR 03-10
EXC 03-05

SXS.11.450.100
SX (2-STROKE) 11-14
450 SX-F 11-12

CARBON FUEL TAP PROTECTION
Prevents turning off the fuel tap by accident.



SXS.07.250.030
250/300 SX 08-12
250/300 XC/XC-W 08-12
300 XC/XC-W 07

SXS.11.350.030
250 SX-F/XC-F 13-14
250 XCF-W 14
350 SX-F/XC-F 11-14
350 XC-W/EXC 12-14

SXS.13.450.030 NEW
450 SX-F 13-14
450/500 XC-W/EXC 12-14

CARBON CLUTCH COVER PROTECTION
Optimum coverage against impacts.

U690.7834
FOR 48 MM FORKS

CARBON FORK PROTECTION SET
Full coverage against stone and roost impacts. Made to fit all 48 mm forks.



777.13.975.020

CARBON BRAKE CALIPER PROTECTION
Complete and lightweight rear brake caliper coverage. Can be fitted on the CNC brake caliper support 777.13.975.010/30 (sold separately).

777.13.975.030 NEW

CARBON BRAKE DISC PROTECTOR
Provides lightweight and strong rear brake disc coverage. Designed to fit on the CNC brake caliper support 777.13.975.010/30 (sold separately).









- 1
- 2
- 3
- 4
- 5
- 6
- 7
- 8
- 9
- 10
- 11
- 12
- 13
- 14
- 15
- 16
- 17
- 18
- 19
- 20
- 21

PLASTIC PARTS & DECALS

PLASTIC PARTS



#1 | K. Caselli | KTM 450 XC-F

| |  SX/XC 07-10 XC-W/EXC-11 |  SX/XC/XC-F 11-12 SMR 12 |  SX 2-Stroke 11 |  XC-W/EXC 12-13 |  SX/XC 13-14 SMR 13-14 |  XC-W/EXC 14 | |
|--------------------------------|--|--|--|--|--|--|--|
| AIR BOX | | 777.06.001.044/28 <input type="checkbox"/> 777.06.001.044/30 <input checked="" type="checkbox"/> | 777.06.001.044/28 <input type="checkbox"/> 777.06.001.044/30 <input checked="" type="checkbox"/> | 777.06.001.044/28 <input type="checkbox"/> 777.06.001.044/30 <input checked="" type="checkbox"/> | 777.06.001.044/28 <input type="checkbox"/> 777.06.001.044/30 <input checked="" type="checkbox"/> | 777.06.001.044/28 <input type="checkbox"/> 777.06.001.044/30 <input checked="" type="checkbox"/> | |
| AIR BOX COVER | 773.06.003.000/04 <input checked="" type="checkbox"/> 773.06.003.000/20 <input type="checkbox"/> 773.06.003.000/30 <input checked="" type="checkbox"/> | 772.06.003.000/04 <input checked="" type="checkbox"/> 772.06.003.000/28 <input type="checkbox"/> 772.06.003.000/30 <input checked="" type="checkbox"/> | 772.06.003.000/04 <input checked="" type="checkbox"/> 772.06.003.000/28 <input type="checkbox"/> 772.06.003.000/30 <input checked="" type="checkbox"/> | 772.06.003.000/04 <input checked="" type="checkbox"/> 772.06.003.000/28 <input type="checkbox"/> 772.06.003.000/30 <input checked="" type="checkbox"/> | 777.06.003.000/04 <input checked="" type="checkbox"/> 777.06.003.000/28 <input type="checkbox"/> 777.06.003.000/30 <input checked="" type="checkbox"/> | 777.06.003.000/04 <input checked="" type="checkbox"/> 777.06.003.000/28 <input type="checkbox"/> 777.06.003.000/30 <input checked="" type="checkbox"/> | |
| AIR BOX PART RIGHT | 773.06.001.110/04 <input checked="" type="checkbox"/> 773.06.001.110/20 <input type="checkbox"/> 773.06.001.110/30 <input checked="" type="checkbox"/> | 772.06.004.000/04 <input checked="" type="checkbox"/> 772.06.004.000/28 <input type="checkbox"/> 772.06.004.000/30 <input checked="" type="checkbox"/> | | | 777.06.004.000/04 <input checked="" type="checkbox"/> 777.06.004.000/28 <input type="checkbox"/> 777.06.004.000/30 <input checked="" type="checkbox"/> | | |
| AIR BOX PART RIGHT PDS | | | 772.06.004.100/04 <input checked="" type="checkbox"/> 772.06.004.100/28 <input type="checkbox"/> 772.06.004.100/30 <input checked="" type="checkbox"/> | 772.06.004.100/04 <input checked="" type="checkbox"/> 772.06.004.100/28 <input type="checkbox"/> 772.06.004.100/30 <input checked="" type="checkbox"/> | | 777.06.004.100/04 <input checked="" type="checkbox"/> 777.06.004.100/28 <input type="checkbox"/> 777.06.004.100/30 <input checked="" type="checkbox"/> | |
| FORK PROTECTION SET | 780.01.094.100/04 <input checked="" type="checkbox"/> 780.01.094.100/20 <input type="checkbox"/> 780.01.094.200/30 <input checked="" type="checkbox"/> | 780.01.094.100/04 <input checked="" type="checkbox"/> 780.01.094.100/28 <input type="checkbox"/> 780.01.094.200/30 <input checked="" type="checkbox"/> | 780.01.094.100/04 <input checked="" type="checkbox"/> 780.01.094.100/28 <input type="checkbox"/> 780.01.094.200/30 <input checked="" type="checkbox"/> | 780.01.094.100/04 <input checked="" type="checkbox"/> 780.01.094.100/28 <input type="checkbox"/> 780.01.094.200/30 <input checked="" type="checkbox"/> | 780.01.094.100/04 <input checked="" type="checkbox"/> 780.01.094.100/28 <input type="checkbox"/> 780.01.094.200/30 <input checked="" type="checkbox"/> | 780.01.094.100/04 <input checked="" type="checkbox"/> 780.01.094.100/28 <input type="checkbox"/> 780.01.094.200/30 <input checked="" type="checkbox"/> | 780.01.094.100/04 <input checked="" type="checkbox"/> 780.01.094.100/28 <input type="checkbox"/> 780.01.094.200/30 <input checked="" type="checkbox"/> |
| FORK PROTECTION SET SMR | | 590.01.094.000/04 <input checked="" type="checkbox"/> 590.01.094.100/28 <input type="checkbox"/> 590.01.094.100/30 <input checked="" type="checkbox"/> | | | 590.01.094.000/04 <input checked="" type="checkbox"/> 590.01.094.100/28 <input type="checkbox"/> 590.01.094.100/30 <input checked="" type="checkbox"/> | | |
| REAR PART | 780.08.013.000/04 <input checked="" type="checkbox"/> 780.08.013.000/20 <input type="checkbox"/> 780.08.013.000/30 <input checked="" type="checkbox"/> | 772.08.013.000/04 <input checked="" type="checkbox"/> 772.08.013.000/28 <input type="checkbox"/> 772.08.013.000/30 <input checked="" type="checkbox"/> | 772.08.013.000/04 <input checked="" type="checkbox"/> 772.08.013.000/28 <input type="checkbox"/> 772.08.013.000/30 <input checked="" type="checkbox"/> | 781.08.013.000/04 <input checked="" type="checkbox"/> 781.08.013.000/28 <input type="checkbox"/> 781.08.013.000/30 <input checked="" type="checkbox"/> | 772.08.013.000/04 <input checked="" type="checkbox"/> 772.08.013.000/28 <input type="checkbox"/> 772.08.013.000/30 <input checked="" type="checkbox"/> | 781.08.013.000/04 <input checked="" type="checkbox"/> 781.08.013.000/28 <input type="checkbox"/> 781.08.013.000/30 <input checked="" type="checkbox"/> | 781.08.013.000/04 <input checked="" type="checkbox"/> 781.08.013.000/28 <input type="checkbox"/> 781.08.013.000/30 <input checked="" type="checkbox"/> |
| FRONT FENDER | 773.08.010.000/04 <input checked="" type="checkbox"/> 773.08.010.000/20 <input type="checkbox"/> 773.08.010.000/30 <input checked="" type="checkbox"/> | 773.08.010.000/04 <input checked="" type="checkbox"/> 773.08.010.000/28 <input type="checkbox"/> 773.08.010.000/30 <input checked="" type="checkbox"/> | 773.08.010.000/04 <input checked="" type="checkbox"/> 773.08.010.000/28 <input type="checkbox"/> 773.08.010.000/30 <input checked="" type="checkbox"/> | 773.08.010.000/04 <input checked="" type="checkbox"/> 773.08.010.000/28 <input type="checkbox"/> 773.08.010.000/30 <input checked="" type="checkbox"/> | 777.08.010.000/04 <input checked="" type="checkbox"/> 777.08.010.000/28 <input type="checkbox"/> 777.08.010.000/30 <input checked="" type="checkbox"/> | 777.08.010.000/04 <input checked="" type="checkbox"/> 777.08.010.000/28 <input type="checkbox"/> 777.08.010.000/30 <input checked="" type="checkbox"/> | 777.08.010.000/04 <input checked="" type="checkbox"/> 777.08.010.000/28 <input type="checkbox"/> 777.08.010.000/30 <input checked="" type="checkbox"/> |
| FRONT FENDER SMR | 773.08.210.000/04 <input checked="" type="checkbox"/> 773.08.210.000/20 <input type="checkbox"/> 773.08.210.000/30 <input checked="" type="checkbox"/> | 773.08.210.000/04 <input checked="" type="checkbox"/> 773.08.210.000/28 <input type="checkbox"/> 773.08.210.000/30 <input checked="" type="checkbox"/> | | | 773.08.210.000/04 <input checked="" type="checkbox"/> 773.08.210.000/28 <input type="checkbox"/> 773.08.210.000/30 <input checked="" type="checkbox"/> | | |
| HEADLIGHT MASK | 780.08.001.000/04 <input checked="" type="checkbox"/> 780.08.001.000/20 <input type="checkbox"/> 780.08.001.000/30 <input checked="" type="checkbox"/> | | | 780.08.001.000/04 <input checked="" type="checkbox"/> 780.08.001.000/28 <input type="checkbox"/> 780.08.001.000/30 <input checked="" type="checkbox"/> | | 781.08.001.000/04 <input checked="" type="checkbox"/> 781.08.001.000/28 <input type="checkbox"/> 781.08.001.000/30 <input checked="" type="checkbox"/> | |
| SPOILER SET | 773.08.054.100/04 <input checked="" type="checkbox"/> 773.08.054.100/20 <input type="checkbox"/> 773.08.054.100/30 <input checked="" type="checkbox"/> | 772.08.054.000/04 <input checked="" type="checkbox"/> 772.08.054.000/28 <input type="checkbox"/> 772.08.054.000/30 <input checked="" type="checkbox"/> | 772.08.054.000/04 <input checked="" type="checkbox"/> 772.08.054.000/28 <input type="checkbox"/> 772.08.054.000/30 <input checked="" type="checkbox"/> | 772.08.054.000/04 <input checked="" type="checkbox"/> 772.08.054.000/28 <input type="checkbox"/> 772.08.054.000/30 <input checked="" type="checkbox"/> | 777.08.054.000/04 <input checked="" type="checkbox"/> 777.08.054.000/28 <input type="checkbox"/> 777.08.054.000/30 <input checked="" type="checkbox"/> | 777.08.054.000/04 <input checked="" type="checkbox"/> 777.08.054.000/28 <input type="checkbox"/> 777.08.054.000/30 <input checked="" type="checkbox"/> | 777.08.054.000/04 <input checked="" type="checkbox"/> 777.08.054.000/28 <input type="checkbox"/> 777.08.054.000/30 <input checked="" type="checkbox"/> |
| START NUMBER PLATE | 773.08.007.044/04 <input checked="" type="checkbox"/> 773.08.007.044/20 <input type="checkbox"/> 773.08.007.044/30 <input checked="" type="checkbox"/> | 773.08.007.044/04 <input checked="" type="checkbox"/> 773.08.007.044/28 <input type="checkbox"/> 773.08.007.044/30 <input checked="" type="checkbox"/> | 773.08.007.044/04 <input checked="" type="checkbox"/> 773.08.007.044/28 <input type="checkbox"/> 773.08.007.044/30 <input checked="" type="checkbox"/> | 773.08.007.044/04 <input checked="" type="checkbox"/> 773.08.007.044/28 <input type="checkbox"/> 773.08.007.044/30 <input checked="" type="checkbox"/> | 777.08.007.044/04 <input checked="" type="checkbox"/> 777.08.007.044/28 <input type="checkbox"/> 777.08.007.044/30 <input checked="" type="checkbox"/> | 777.08.007.044/04 <input checked="" type="checkbox"/> 777.08.007.044/28 <input type="checkbox"/> 777.08.007.044/30 <input checked="" type="checkbox"/> | 777.08.007.044/04 <input checked="" type="checkbox"/> 777.08.007.044/28 <input type="checkbox"/> 777.08.007.044/30 <input checked="" type="checkbox"/> |

PLASTIC PARTS & DECALS

DECALS

3PW1423502 S
 3PW1423503 M
 3PW1423504 L
 3PW1423505 XL
 3PW1423506 XXL

GRAVITY-FX SHIRT WHITE 14

3PW122042 7/40.5
 3PW122043 8/42
 3PW122044 9/43
 3PW122045 10/44.5
 3PW122046 11/45.5
 3PW122047 12/47
 3PW122048 13/48

TECH 10 BOOT

Complete the look! The Gravity FX Graphics Kit matches perfectly with the Gravity FX Riding gear from the KTM PowerWear collection.

3PW1422502 S/30
 3PW1422503 M/32
 3PW1422504 L/34
 3PW1422505 XL/36
 3PW1422506 XXL/38

GRAVITY-FX PANTS WHITE 14

3PW1427502 S/8
 3PW1427503 M/9
 3PW1427504 L/10
 3PW1427505 XL/11
 3PW1427506 XXL/12

GRAVITY-FX GLOVES 14



GRAVITY-FX PANTS WHITE 14

TECH 10 BOOT

GRAVITY-FX SHIRT WHITE 14

GRAVITY-FX GLOVES 14

789.08.990.000
 SX/XC 13-14
 XC-W/EXC 14

GRAVITY GRAPHICS KIT


FOR MORE INFORMATION ON THE GRAVITY GEAR PLEASE
 SEE THE 2014 POWERWEAR CATALOG OR CLICK WWW.KTM.COM!

PLASTIC PARTS & DECALS

DECALS

777.08.990.100
SX/XC 13-14

FACTORY GRAPHICS KIT



772.08.190.600
SX/XC/XC-F 11-12

FACTORY GRAPHICS KIT



787.08.990.100
XC-W/EXC 12-13

FACTORY ENDURO GRAPHICS KIT



775.08.190.400
XC-W/EXC 12-13

FACTORY ENDURO GRAPHICS KIT



787.08.990.200 NEW
XC-W/EXC 14

FACTORY ENDURO GRAPHICS KIT



MORE POWERPARTS » www.ktm.com

1
2
3
4
5
6
7
8
9
10
11
12
13
14
15
16
17
18
19
20
21

PLASTIC PARTS & DECALS

DECALS



787.08.990.300 NEW
XC-W/EXC 14

SIX DAYS GRAPHICS KIT "ITALY"

775.08.190.000
XC-W/EXC 12-13

SIX DAYS GRAPHICS KIT "FINLAND"



781.08.190.400
XC-W/EXC 08-11

SIX DAYS GRAPHICS KIT "MEXICO"



787.08.990.000
XC-W/EXC 12-13

SIX DAYS GRAPHICS KIT "GERMANY"



- 1
- 2
- 3
- 4
- 5
- 6
- 7
- 8
- 9
- 10
- 11
- 12
- 13
- 14
- 15
- 16
- 17
- 18
- 19
- 20
- 21

PLASTIC PARTS & DECALS

DECALS

U691.2011

SX/XC 11-12
XC-W/EXC 12-13

USA FACTORY ENDURO GRAPHIC KIT



772.08.190.400

SX/XC 11-12
XC-W/EXC 12-13

CHROME GRAPHICS KIT BLACK



772.08.190.500

SX/XC 11-12
XC-W/EXC 12-13

CHROME GRAPHICS KIT WHITE



U690.7750

SX 05-06
XC/EXC 05-07

USA FACTORY GRAPHIC KIT

Keep your older KTM looking factory fresh with this affordable graphics kit.



U690.7867

SX 07-10
XC 08-10
XC-W/EXC 08-11

U690.7866

SX 07-10
XC 08-10
XC-W/EXC 08-11

U691.0060

SX/XC 11-14
XC-W/EXC 12-14

U691.0061

SX/XC 11-14
XC-W/EXC 12-14

FRAME DECALS

781.08.190.300

SX 07-10
XC 08-10
XC-W/EXC 08-11

FACTORY GRAPHICS KIT




773.08.190.700

SX/XC 08-10
XC-W/EXC 08-11

RACING GRAPHICS KIT WHITE

We also recommend the matching seat cover 773.07.940.050.



780.08.190.500

SX 07-10
XC 08-10
XC-W/EXC 08-11

AKRAPOVIC GRAPHICS KIT



780.08.190.000

SX 07-10
XC 08-10
XC-W/EXC 08-11

FACTORY GRAPHICS KIT



PLASTIC PARTS & DECALS

DECALS



770.08.998.000
XC-W/EXC 400/450/530 08-11
XCF-W 250 08-11

770.08.998.100 TRANSPARENT
XC-W 200/250/300 11
XC-W 450/530 11
XCF-W 250 11

773.08.998.000
SX 07-10
SMR 08-10

548.08.998.000
XC 200/250/300 08-10
XC-W 200/250/300 08-11

TANKPAD SET
Protects the fuel tank from scratches.



781.08.999.000
SX/XC/XC-W/EXC

RADIATOR LOUVER STICKER SET



789.08.988.000
SX 13-14

DUNGEY NUMBER PLATE KIT

503.08.199.000
SX 98-06
EXC 98-07

UNIVERSAL FACTORY GRAPHICS KIT

Optical tuning for older KTM models! With their transparent backing, which has a different outline for each model year, you can trim the graphics kit to fit your bike precisely.

773.01.994.050

FORK PROTECTION STICKER SET
For use on the closed fork protector.



U691.3121 NEW

U691.3122 NEW

KTM STICKER

KTM sticker made from a special, reflective material. Shines as soon as it is illuminated by a headlight. 3"

U691.3123 NEW

U691.3124 NEW

KTM STICKER

KTM sticker made from a special, reflective material. Shines as soon as it is illuminated by a headlight. 5"



322.100 NR. 0

322.101 NR. 1

322.102 NR. 2

322.103 NR. 3

322.104 NR. 4

322.105 NR. 5

322.106 NR. 6

322.107 NR. 7

322.108 NR. 8

322.109 NR. 9

NUMBER DECALS WHITE
13 cm tall, 3 pieces each.

322.200 NR. 0

322.201 NR. 1

322.202 NR. 2

322.203 NR. 3

322.204 NR. 4

322.205 NR. 5

322.206 NR. 6

322.207 NR. 7

322.208 NR. 8

322.209 NR. 9

NUMBER DECALS BLACK
13 cm tall, 3 pieces each.



773.08.088.000/20

773.08.088.000/30

773.08.088.000/38

SX 07-10
XC/XC-W 08-10
SMR 08-10

773.08.088.000/80

SX 07-10
SMR 08-10

NUMBER PLATE BACKGROUNDS
3 parts.

787.08.988.000/28 NEW

787.08.988.000/30 NEW

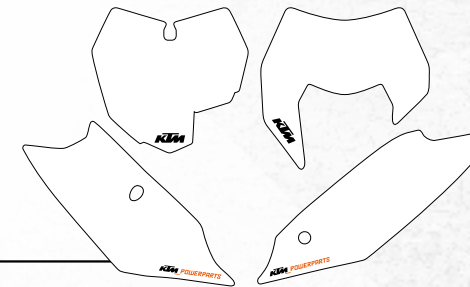
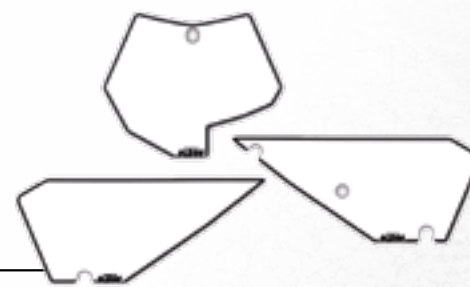
787.08.988.000/38 NEW

787.08.988.000/67 NEW

787.08.988.000/80 NEW

XC-W/EXC 14

NUMBER PLATE BACKGROUNDS
4 parts.



780.08.088.000/20

780.08.088.000/30

780.08.088.000/38

780.08.088.000/67

780.08.088.000/80

EXC 08-11

NUMBER PLATE BACKGROUNDS
3 parts.

772.08.088.000/20

772.08.088.000/30

772.08.088.000/38

772.08.088.000/67

772.08.088.000/80

SX/XC 11-12
XC-W/EXC 12-13
SMR 12

NUMBER PLATE BACKGROUNDS
4 parts.

777.08.988.000/28

777.08.988.000/30

777.08.988.000/38

777.08.988.000/80

SX/XC 13-14

NUMBER PLATE BACKGROUNDS
3 parts.



SEATS



773.07.040.100

| | |
|----------|-------|
| SX | 07-10 |
| XC | 08-10 |
| XC-W/EXC | 08-11 |
| SMR | 08-10 |

772.07.940.400

| | |
|----------|-------|
| SX/XC | 11-14 |
| XC-W/EXC | 12-14 |
| SMR | 12-14 |

HIGH SEAT

Specially designed for riders over 6' tall. Approx. 20 mm higher than the standard seat.

780.07.140.000

| | |
|----------|-------|
| SX | 07-10 |
| XC | 08-10 |
| XC-W/EXC | 08-11 |
| SMR | 08-10 |

EXTRA HIGH SOFT SEAT

Specially designed for riders over 6'1" tall. Approx. 35 mm higher than the standard seat. Particularly elastic foam for extra comfort.



773.07.040.200

| | |
|----------|-------|
| SX | 07-10 |
| XC | 08-10 |
| XC-W/EXC | 08-11 |
| SMR | 08-10 |

772.07.940.600

| | |
|----------|-------|
| SX/XC | 11-14 |
| XC-W/EXC | 12-14 |
| SMR | 12-14 |

LOW SEAT

Provides shorter riders with optimum control of the motorcycle in difficult terrain. Approx. 15 mm lower than the standard seat.

780.07.140.100

| | |
|----------|-------|
| SX | 07-10 |
| XC | 08-10 |
| XC-W/EXC | 08-11 |
| SMR | 08-10 |

780.07.240.000

| | |
|----------|-------|
| SX | 07-10 |
| XC | 08-10 |
| XC-W/EXC | 08-11 |
| SMR | 08-10 |

781.07.940.000

| | |
|----------|-------|
| SX/XC | 11-14 |
| XC-W/EXC | 12-14 |
| SMR | 12-14 |

772.07.940.700

| | |
|----------|-------|
| SX/XC | 11-14 |
| XC-W/EXC | 12-14 |
| SMR | 12-14 |

EXTRA HIGH SEAT

Specially designed for riders over 6'1" tall. Approx. 35 mm higher than the standard seat.

SOFT SEAT

Particularly elastic foam for extra comfort. Standard height.



773.07.940.050

| | |
|----------|-------|
| SX | 07-10 |
| XC | 08-10 |
| XC-W/EXC | 08-11 |

SEAT COVER

Matches graphics kits 773.08.190.700 and 773.08.190.800.

773.07.140.000

| | |
|----------|-------|
| SX | 07-10 |
| XC | 08-10 |
| XC-W/EXC | 08-11 |
| SMR | 08-10 |

FACTORY RACING SEAT

Special shape design and seat cover material for maximum mobility.

777.07.940.050

| | |
|----------|-------|
| SX/XC | 11-14 |
| XC-W/EXC | 12-14 |

FACTORY RACING SEAT COVER

This waffle-like, impregnated, extremely robust factory seat cover comes straight from the Factory Racing workshop. Now you can try one yourself! For standard height seats.

780.07.240.100

| | |
|----------|-------|
| SX | 07-10 |
| XC | 08-10 |
| XC-W/EXC | 08-11 |
| SMR | 08-10 |

772.07.940.800

| | |
|----------|-------|
| SX/XC | 11-14 |
| XC-W/EXC | 12-14 |
| SMR | 12-14 |

STEPUP SEAT

Thanks to the special step, there's no slipping backwards when you open up the throttle either. Standard height.

780.07.240.200/30

| | |
|----------|-------|
| SX | 07-10 |
| XC | 08-10 |
| XC-W/EXC | 08-11 |
| SMR | 08-10 |

772.07.940.400/30

| | |
|----------|-------|
| SX/XC | 11-14 |
| XC-W/EXC | 12-14 |
| SMR | 12-14 |

SEAT "X"

Extremely robust, waterproof seat with different anti-slip surfaces. Made from a single piece (no separate seat cover); does not swell up, even during high-pressure cleaning. Elastic foam core for maximum comfort.



772.07.940.900

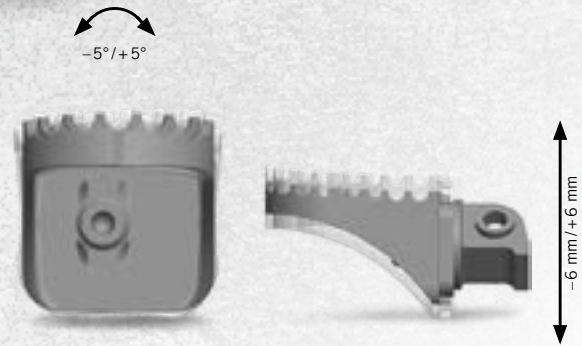
| | |
|----------|-------|
| SX/XC | 11-14 |
| XC-W/EXC | 12-14 |
| SMR | 12-14 |

FACTORY RACING SEAT "WAVE"

This seat provides great freedom of movement, but still a perfect hold. The "wave surface" acts as a step even though it isn't one. Standard height.



FOOTRESTS



548.03.040.000

SX/XC/XC-W/EXC/SMR

ADJUSTABLE FOOTRESTS

These footrests offer a wide range of adjustability. They can be tilted 5 degrees forward or backward, and they can be raised or lowered by 6 mm. Platform is 74 mm x 50 mm.



548.03.040.050

FOR 548.03.040.000

ADJUSTABLE FOOTREST SLIDER SET



548.03.095.000

FOAM FOR FOOTRESTS

For extremely muddy conditions.



780.03.940.144

SX/XC/XC-W/EXC/SMR

PIVOT PEGZ

Pivot Pegz have a unique & precisely tuned spring-loaded pivoting action that actively tracks with the motion of the rider's feet. Patented & race proven pivoting action improves grip, comfort & control while actively promoting correct riding technique & reducing fatigue. You can also reverse the eccentric peg mounts to lower the peg height by approximately 12 mm and move the pegs back by 5 mm. Footpeg platform area is 60 mm x 81 mm to help increase comfort and riding confidence. Because the pegs tilt you also get longer service from your riding boots! Service kit 780.03.940.010 is also available to keep your Pivot Pegz in top condition.



503.03.140.133/90

SX 07-14

780.03.040.033

XC/XC-W/EXC 09-14

FOOTREST KIT COMPLETE

Contains all parts required for replacing both footrests.



772.03.940.000 NEW

SX/XC/XC-W/EXC/SMR

TITANIUM FOOTRESTS

KTM PowerParts teamed up with Titanium specialists Akrapovic to create a premium titanium foot peg. These pegs are 33% lighter, despite the larger tread surface area of 90 mm x 55 mm (compared with standard footrests 82 mm x 45 mm). These new titanium footrests have been developed to meet the tough requirements of our KTM factory riders. Thanks to use of the special titanium alloy, wear has also been reduced to a minimum.

- 1
- 2
- 3
- 4
- 5
- 6
- 7
- 8
- 9
- 10
- 11
- 12
- 13
- 14
- 15
- 16
- 17
- 18
- 19
- 20
- 21

TANKS

Planning an extended offroad ride or an endurance race?

Sometimes you simply need more fuel on board. Larger KTM tanks are available from 9.5 L to 21.5 L capacity. Best of all: Despite the larger size, the slim lines are retained, allowing the full freedom of movement. **ALL TANKS ARE DESIGNED FOR CLOSED COURSE COMPETITION USE ONLY.**

U690.8817

SX/XC/XC-F/XC-W/EXC

SELF ADHESIVE TANK HEAT SHIELD 24" x 24"

Used by the KTM Factory Teams, this self adhesive tank shield reflects engine heat away from the fuel tank. This reduces the chance for vapor lock and restores power.



780.07.013.133/44

SX 07-10
EXC 08-11

780.07.013.133/30

SX 07-10
EXC 08-11

13 L TANK

Supplied with fuel tap, but without tank cap.



551.07.913.444/99

SX/XC/XC-W 2-STROKE 11-14
450 SX-F 11-12

11 L TANK

Supplied with filler cap, but without fuel tap or fuel pump. Note: Some additional parts may be needed for the correct fuel line mounting depending on year and model. Please see your KTM dealer for additional information.



781.07.913.444/99

SX-F/XC-F 11-14
XC-W/EXC 12-14

11 L TANK

Supplied with filler cap, but without fuel tap or fuel pump. Note: Some additional parts may be needed for the correct fuel line mounting depending on year and model. Please see your KTM dealer for additional information.

774.07.995.044/99

250/350 SX-F 11-12

9.5 L TANK

Complete with fuel pump, adapter cable and required installation materials.



781.07.990.100

1/4 TURN VERSION

FUEL FILTER

Easy & safe: Filter fitted directly at the tank opening. This means that no dirt enters the fuel tank or the injection system during refuelling. Fits on all 1/4 turn filler caps.



551.07.913.044/04

SX/XC (2-STROKE) 11-12
450 SX-F 11-12
XC-W (2-STROKE) 12-14

781.07.913.044/04

EXC 4-STROKE 12-13

551.07.913.144/04

SX/XC (2-STROKE) 13-14
XC-W (2-STROKE) 14

781.07.913.344/04

SX-F/XC-F (4-STROKE) 13-14
XC-W/EXC (4-STROKE) 14

13 L TANK

Supplied without filler cap or fuel pump.

781.07.913.144/04

250/350 SX-F 11-12

13 L TANK

Complete with fuel pump, adapter cable and required installation materials.

777.07.988.017 NEW

SX-F/XC-F 13-14

781.07.988.017

350/450/500 XC-W/EXC 12-14

FACTORY FUEL PUMP CONNECTION

The factory fuel pump connection – also used by KTM factory riders – allows the fuel hose to be routed closer along the engine, thereby preventing the fuel hose from being pulled off unintentionally in offroad use.



551.07.913.544/99

SX/XC (2-STROKE) 11-14
450 SX-F 11-12
XC-W (2-STROKE) 12-14

781.07.913.544/99

SX (4-STROKE) 13-14
EXC (4-STROKE) 12-14

19 L TANK

When fitting to SX models as of MY 2013 and XC-W models as of MY 2014, airbox part right (772.06.004.000/04/28/30 or 772.06.004.100/04/28/30) and airbox cover (772.06.003.000/04/28/30) are also required. Supplied with filler cap, but without fuel tap or fuel pump. Note: Some additional parts may be needed for the correct fuel line mounting depending on year and model. Please see your KTM dealer for additional information.



594.31.096.000

SX/XC 00-10
SMR 00-10
XC-W/EXC 00-11

EXPANSION TANK

Prevents spilt fuel from seeping onto the ground. Already a must at most Supermoto races. Suitable for all carburetor vent hoses.



772.31.997.000/04

VENT HOSE

Fuel-proof for tank and carburetor venting, approx. 10'. Should only be used for venting purposes and not as a connection between tank and carburetor.



SUSPENSION

- 50 MM LOW SUSPENSION KIT

503.12.955.044 - 50 MM
200 XC-W 08-14

551.12.955.044 - 50 MM
250/300 XC-W 08
250/300 XC-W 10-14
250 XCF-W 08
250 XCF-W 10-14
350 XCF-W/EXC-F 12-14

551.12.955.144 - 50 MM
250/300 XC-W 09
250 XCF-W 09

780.12.955.044 - 50 MM
400/450/530 XC-W/EXC-R 08-11
450/500 XC-W/EXC 12-14

LOW SUSPENSION KIT

The low suspension kits specially developed by KTM in collaboration with WP are the perfect compromise between maximum chassis performance and minimum possible seat height. Just like the standard parts, the components used here are manufactured from the highest quality materials and, just like the standard parts, they have been specially tuned for offroad use in intensive endurance tests.

To ensure best possible function of the suspension kits, we only recommend use with a rider weight of up to 170lbs.

4860.0074.S9
XC-W/EXC 07-14

PRE-LOAD ADJUSTER SET
Allows external setting of the fork spring preload.



SXS.08.125.610

BLEEDER VALVE SET

Bleeder valves designed especially for WP forks. A quick press of the finger and the fork is bled.



780.04.905.000
SX/XC 08-10
450 SX-F 07
XC-W/EXC 08-11

772.04.905.000
SX/XC 11-14
XC-W/EXC 11-14

PRE-LOAD ADJUSTER REAR SHOCK

Quick, precise chassis adjustment and improved appearance with the preload adjuster for the shock absorber.

The main benefits:

- Quick preload adjustment
- Use of the entire thread length on the shock absorber
- Very simple to use
- Low weight
- Dust-resistant
- Mechanical drive mechanism

The shock absorber must be dismantled in order to fit the pre-load adjuster. A great add-on accessory when installing the Lowering Kit.

R14.020
FOR ALL FORKS

FORK MAINTAINANCE KIT

This kit contains all parts required for maintaining the fork. All relevant parts are friction-optimized, hence improving the function of your fork substantially. The improved responsiveness can be appreciated in every riding situation.



KTM ORIGINAL SPARE PARTS

HIGH LIGHT

BUILT FOR WINNERS

WP Suspension North America is pleased to offer you high performance suspension components straight from the world of professional racing.

A-Kit Cone Valve Fork

WP A-Kit fork with a cone valve replaces conventional shim setting in the fork. In performance motorcycle forks, maximum compression damping is required to maintain stability and predictability. To compensate for ultimate control and comfort, most suspension tuners concentrate on changing the check valve settings. Check valve setting-tuning has traditionally been a compromise between comfort, damping control and durability – never capable of maximizing all three.

- WP Cone Valve can always open further which reduces harshness and increases comfort
- Allows for increased comfort with stiffer set-ups
- Cone valve prevents any loss of damping from bent shims
- No sealing surface so minimum drop of pressure after valve opens
- This fork is available for all KTM SX, XC, XC-W and EXC models

WP offers the cone valve fork complete as the A-Kit fork, or as a retrofitting kit which allows you to tune your standard Closed Cartridge Bladder fork, 4CS or Open Cartridge fork to Cone Valve specs.

WP CONE VALVE KIT



WP CONE VALVE FORK

A-Kit TRAX Shocks

WP-TRAX is a compact, mechanical system that is integrated into the bottom of the shock absorber. WP has developed the WP-TRAX system in close cooperation with motocross and offroad world champions to provide the ultimate in comfort, traction and control. The Trax system is available for both PDS shocks and linkage shocks.

WP-TRAX benefits include:

- Increased traction on acceleration that you can feel
- Suspension riding higher in stroke over multiple bumps – resists “packing”
- Increased comfort and confidence

WP TRAX SHOCK



HOW TO ORDER

These parts are available only directly through WP Authorized Centers. To find the right article number for your bike, visit the suspension configurator at www.wp-group.com or directly search for your local Authorized Center at www.wp-group.com/en/dealers

WHEELS

OFFROAD

515.09.001.044 26 MM
1.6 x 21"

FRONT WHEEL EXCEL

515.10.001.044 20 MM
2.15 x 18"

REAR WHEEL EXCEL

771.09.001.044/30 26 MM
1.6 x 21" MOTOCROSS

FRONT WHEEL EXCEL

771.10.001.044/30 20 MM
2.15 x 19" MOTOCROSS

REAR WHEEL EXCEL

When fitting to SX models as of MY 2013, the standard spacer bushings (777.10.016.000) must be used due to the larger axle diameter.

KTM ORIGINAL SPARE PARTS



KTM ORIGINAL SPARE PARTS

777.09.901.044/30 26 MM
1.6 x 21"

KITE

FACTORY RACING FRONT WHEEL

High performance wheel derived from Factory level racing:
– 36-spoke design with silver anodized aluminum nipples
– Black anodized Excel Takasago rim
– Orange anodized KITE hub machined from billet.



777.10.901.044/30 20 MM
2.15 x 19"

KITE

FACTORY RACING REAR WHEEL

High performance wheel derived from Factory level racing:
– 36-spoke design with silver anodized aluminum nipples
– Black anodized Excel Takasago rim
– Orange anodized KITE hub machined from billet.
When fitting to SX models as of MY 2013, the standard spacer bushings (777.10.016.000) must be used due to the larger axle diameter.

772.09.001.044/04 26 MM

772.09.001.044/30 26 MM
1.6 x 21"

FACTORY RACING FRONT WHEEL

Front wheel developed especially for motorsport.
– Lighter than the standard wheel
– 32-spoke design with black anodized aluminum nipples
– Orange or black anodized rim
– Black anodized hub machined from a solid block
When ordered as a set, a spoke wrench is supplied with the correctly preset torque (4.3 Nm) and correct wrench size (6.5 mm and 6.2 mm).

772.09.099.000/04

772.09.099.000/30
XC/XC-W/EXC

FACTORY RACING WHEEL SET 21"-18"

Consists of 21" front wheel and 18" rear wheel, including spoke wrench with correctly preset torque (4.3 Nm) and correct wrench size (6.5 and 6.2 mm).

772.09.099.100/04

772.09.099.100/30
SX

FACTORY RACING WHEEL SET 21"-19"

Consists of 21" front wheel and 19" rear wheel, including spoke wrench with correctly preset torque (4.3 Nm) and correct wrench size (6.5 mm and 6.2 mm). When fitting to SX models as of MY 2013, the standard spacer bushings (777.10.016.000) must be used due to the larger axle diameter on the rear wheel.

772.10.001.044/30 20 MM
2.15 x 18"

772.10.001.044/04 20 MM
2.15 x 18"

772.10.001.144/04 20 MM
2.15 x 19"

772.10.001.144/30 20 MM
2.15 x 19"

FACTORY RACING REAR WHEEL

Rear wheel developed exclusively for motorsport.
– Lighter than the standard wheel
– 32-spoke design with black anodized aluminum nipples
– Orange or black anodized rim
– Black anodized hub machined from a solid block
When ordered as a set, a spoke wrench is supplied with the correctly preset torque (4.3 Nm) and correct wrench size (6.5 mm and 6.2 mm). When fitting to SX models as of MY 2013, the standard spacer bushings (777.10.016.000) must be used due to the larger axle diameter.



WHEELS

SUPERMOTO



584.09.001.344/30 ■ 20 MM
3.5 x 17"

584.09.001.644/30 ■ 26 MM
3.5 x 17"

FRONT WHEEL

Add some additional versatility to your EXC by mounting a set of 17" wheels. Why KTM PowerParts Wheels? Because KTM wheels offer the best value in 17" wheels, period. High-Quality OEM hubs are mated to beautiful black anodized Behr rims using heavy duty plated spokes. No shortcuts here! Since the wheels are OEM based, fitment is fast and easy. Turn your EXC into the ultimate lightweight urban commuter!

584.10.001.344/30 ■ 20 MM
4.25 x 17"

584.10.001.444/30 ■ 20 MM
5 x 17"

REAR WHEEL

A sprocket support and 6 rubber damping blocks are required for fitting.

812.09.201.044/30 ■ 26 MM
3.5 x 17"

SM FRONT WHEEL TUBELESS

These black anodized wheels are specifically designed so you can run normal tires without using tubes. This saves unsprung weight making the bike lighter and easier to turn. Great for turning your EXC into a supermoto.

812.10.201.044/30 ■ 20 MM
4.25 x 17"

SM REAR WHEEL TUBELESS

These black anodized wheels are specifically designed so you can run normal tires without using tubes. This saves unsprung weight making the bike lighter and easier to turn. Great for turning your EXC into a supermoto. Sprocket carrier 583.10.050.244/91 and dampening blocks 546.10.459.000 are required for mounting.



KTM ORIGINAL SPARE PARTS

KTM ORIGINAL SPARE PARTS

KTM ORIGINAL SPARE PARTS

583.10.050.044

SPROCKET SUPPORT
For 17" rear wheels.



546.10.459.000



RUBBER DAMPING BLOCK
For 17" rear wheels with rear sprocket carrier.



WHEELS

SPECIAL PARTS



611.09.099.000  17"
611.09.099.000/20  17"

RIM STICKER SET
 Pre-cut sticker, suitable for front and rear rim.



780.09.099.000
 18"/21"; 19"/21"

RIM STICKER SET
 Orange, pre-cut sticker, suitable for front and rear rim.



765.09.099.000
 18"/21"; 19"/21"

RIM STICKER SET
 Black/white, pre-cut sticker, suitable for front and rear rim.



781.09.999.000 NEW
 18"/21"; 19"/21"

RIM STICKER SET
 Pre-cut sticker, suitable for front and rear rim.

U695.1087

HUB DECAL KIT
 4 pieces 37 x 31 mm, 4 pieces 48 x 40 mm.



ORIGINAL SPARE PARTS

780.09.015.000
 SX/MXC/XC/XC-W/EXC 03-14

FRONT WHEEL REP. KIT
 Contains bearing spacer tube, spacer bushes, grooved ball bearings and shaft seal rings.

780.10.015.000
 SX/XC 03-12
 XC-W/EXC 03-14

777.10.015.010
 SX/XC/SMR 13-14

REAR WHEEL REP. KIT
 Contains bearing spacer tube, spacer bushes, grooved ball bearings and shaft seal rings.

SXS.03.540.400
 20 > 26 MM

AXLE REDUCTION KIT
 Together with wheel spindle 503.09.081.200 and nut 503.09.082.100, this kit allows forks with a diameter of 26 mm to be fitted to wheels with an axle diameter of 20 mm.



777.10.976.050/04

VALVE CAP SET
 Aluminum valve cap with valve stem remover.



777.10.976.150/04

VALVE CAP SET



548.09.081.060

FRONT AXLE PULLER
 Simplifies removal of the front wheel.
 For all front axes with a 26 mm diameter.

CHAINS & SPROCKETS

CHAINS



Do you know about the differences and benefits of a Z-ring or X-ring chain compared with an O-ring chain?

- The Z-ring or X-ring has 4 contact points in contrast to 2 contact points with the O-ring version
- This means higher flexibility and better running characteristics for the Z-ring or X-ring chain
- The spring effect of the Z-ring or X-ring guarantees consistent and permanent lubrication
- This means a significantly longer service life for the Z-ring or X-ring chain
- The Z-ring or X-ring provides a better seal against penetration by water and dirt

503.10.800.118/04

5/8 x 1/4

CHAIN Z-RING

780.10.167.118

5/8 x 1/4

CHAIN X-RING

503.10.165.118/04

5/8 x 1/4

503.10.165.118

5/8 x 1/4

CHAIN MX

Sometimes less can mean more! O and Z-rings have been dispensed with completely on this chain specially developed for motocross use. That and the special construction of the bushings result in the perfect compromise between durability and minimum power loss.

CHAINS & SPROCKETS

SPROCKETS



U695.1067 T41

U695.1068 T44

U695.1069 T48

U690.6815 T49

U695.1070 T50

U690.6816 T51

U695.1071 T52

SX/XC/XC-W/EXC/SMR

RENTHAL SPROCKET

Made exclusively for KTM by Renthal, these orange anodized rear sprockets are used by the KTM Race Teams. Lightweight, durable and provide great performance.

582.10.051.042 T42

582.10.051.045 T45

582.10.051.048 T48

582.10.051.050 T50

582.10.051.052 T52

STEEL SPROCKET

For longer trips, we recommend this extremely low-wear, QStE 460 steel sprocket.

584.10.051.038/04 T38

584.10.051.040/04 T40

584.10.051.042/04 T42

584.10.051.044/04 T44

584.10.051.046/04 T46

584.10.051.048/04 T48

584.10.051.049/04 T49

584.10.051.050/04 T50

584.10.051.051/04 T51

584.10.051.052/04 T52

SX/EXC/SMR

2K REAR SPROCKET ORANGE

If you're looking for the ultimate in quality and performance, this sprocket is the one for you!

- High-strength steel teeth
- Aluminum inner ring
- Joined together permanently with high-strength rivets
- At least three times longer service life than other aluminum rear sprockets
- Only half as heavy as conventional steel rear sprockets

Another benefit: longer service life for the entire drivetrain.

CHAINS & SPROCKETS

SPECIAL PARTS

000.50.002.005

SX

DRIVETRAIN KIT

Contains the front (13T) and rear (48T) sprocket and the chain (118-link chain without O-ring).

000.50.002.020

SX

DRIVETRAIN KIT

Contains the front (14T) and rear (50T) sprocket and the chain (118-link chain without O-ring).

000.50.002.004

SX

DRIVETRAIN KIT

Contains the front (13T) and rear (50T) sprocket and the chain (118-link chain without O-ring).

000.50.002.009

SX

DRIVETRAIN KIT

Contains the front (14T) and rear (52T) sprocket and the chain (118-link chain without O-ring).

000.50.002.006

XC/XC-W

DRIVETRAIN KIT

Contains the front (13T) and rear (50T) sprockets and the chain (118-link O-ring chain).

000.50.002.007

XC/XC-W

DRIVETRAIN KIT

Contains the front (13T) and rear (52T) sprockets and the chain (118-link O-ring chain).

000.50.002.008

XC/XC-W

DRIVETRAIN KIT


Contains the front (14T) and rear (50T) sprockets and the chain (118-link O-ring chain).

000.50.002.010

XC/XC-W

DRIVETRAIN KIT

Contains the front (14T) and rear (52T) sprockets and the chain (118-link O-ring chain).



CHAINS & SPROCKETS

SPECIAL PARTS

773.04.066.000/04

| | |
|----------|-------|
| SX | 07-10 |
| XC | 08-10 |
| XC-W/EXC | 08-11 |

772.04.066.000/04

| | |
|------------------|-------|
| SX/XC (4-STROKE) | 11 |
| SX/XC | 12-14 |

CHAIN SLIDING PROTECTION

Now also available in orange factory look.



515.04.066.000/04

| | |
|---------------|-------|
| SX (2-STROKE) | 11 |
| XC-W/EXC | 12-14 |

CHAIN SLIDING PROTECTION PDS

773.03.053.000/04 NEW

| | |
|----------|-------|
| SX | 07-10 |
| XC | 08-10 |
| XC-W/EXC | 08-11 |

772.03.053.000/04

| | |
|----------|-------|
| SX/XC | 11-14 |
| XC-W/EXC | 12-14 |

CHAIN SLIDING PIECE BELOW

Now also available in orange factory look.



780.04.070.100/04

| | |
|----------|-------|
| SX | 07-13 |
| XC | 08-13 |
| XC-W/EXC | 08-13 |

CHAIN GUIDE



781.04.970.000/04

| | |
|----------|-------|
| SX | 07-14 |
| XC | 08-14 |
| XC-W/EXC | 08-14 |
| SMR | 08-14 |

CHAIN GUIDE

The TM Designworks chain guide, as used by the KTM Factory Team:

- CNC-machined from a patented, low friction plastic compound that is ultra-impact resistant
- Features a replaceable chain running surface, hence extremely durable
- Specially designed for the challenges of offroad use



781.04.070.100/04 NEW

| | |
|----------------|----|
| SX/XC/XC-W/EXC | 14 |
|----------------|----|

CHAIN GUIDE

Newly designed for more strength and flexibility.



- 1
- 2
- 3
- 4
- 5
- 6
- 7
- 8
- 9
- 10
- 11
- 12
- 13
- 14
- 15
- 16
- 17
- 18
- 19
- 20
- 21

BRAKES

BRAKE DISCS



789.10.960.000 220 MM
SX/XC/XC-W/EXC

FLAME BRAKE DISC REAR 220 MM
Thicker 4.3 mm design yields better heat dissipation and longer service life. Used by the KTM Factory Race team because these rotors ensure maximum deceleration and minimum brake pad wear. The unique flame design also helps uniformly cool the rotor.



MOTO-MASTER

789.09.960.000 270 MM
SX 09-14

FLAME BRAKE DISC FRONT 270 MM
Oversize 270 mm rotor design for maximum stopping power on the track. The KTM Factory racers brake with Moto Master brake discs: Precisely fitting, made from highest grade steel, they provide extra brake performance and minimum brake pad wear. The unique flame design also helps uniformly cool the rotor. Brake caliper support 789.13.914.000 is required for installation.



MOTO-MASTER

781.09.960.000 260 MM
SX/XC/XC-W/EXC

FLAME BRAKE DISC FRONT 260 MM
KTM factory riders brake with Moto Master brake discs: Precise fit, and made from highest grade steel, they ensure maximum deceleration and minimum brake pad wear. The "hot" flame design looks really sharp as well.



MOTO-MASTER

586.09.060.000 310 MM

BRAKE DISC FRONT 310 MM
310 mm full floating front rotor. Designed to work with the 4 or 6 piston SXS calipers on page 10. A must-have for 17" wheel setups. Great for supermoto set ups.



MOTO-MASTER


781.10.960.000 220 MM
SX/XC/XC-W/EXC

FLAME BRAKE DISC REAR 220 MM
KTM factory riders brake with Moto Master brake discs: Precise fit, and made from highest grade steel, they ensure maximum deceleration and minimum brake pad wear. The "hot" flame design looks really sharp as well.



583.09.060.000 320 MM
SX/XC/XC-W/EXC

BRAKE DISC FRONT 320 MM
Extra-large for extra-high brake power. The low-rust, laser-cut 320 mm brake disc is perfectly suited to supermoto use thanks to the specially designed connection of the outer with the inner part. Brake caliper support 584.13.014.000 or 770.13.914.000 is required for fitting with the standard 2-piston Brembo® brake caliper.



780.10.960.000 220 MM
SX/XC/XC-W/EXC

BRAKE DISC REAR 220 MM
Solid version for muddy track conditions; minimizes brake pad wear.



BRAKES

BRAKE PADS

Do you know about the various properties and operational uses of different brake pads?

SINTERED BRAKE PADS

- 100% sintered metals
- Very high coefficient of friction for maximum and enduring braking power
- Low "fading" tendency when hot
- Very effective braking in the wet
- Very hard and therefore extremely long-lasting
- Particularly beneficial in extreme conditions (e.g. sand, gravel, etc.)

ORGANIC BRAKE PADS

- Made from a special material mix with a high proportion of organic substances, therefore softer
- With ceramic underlayer for optimum thermal insulation
- Lower friction coefficient than sintered brake pads, so less aggressive braking feel
- Beneficial when particularly refined responsiveness is desired for ideal brake application

590.13.930.000 ORGANIC
SX/XC/XC-W/EXC

FRONT BRAKE PADS



590.13.090.100 ORGANIC
SX/EXC 98-03

REAR BRAKE PADS



548.13.090.100 ORGANIC
SX/XC/XC-W/EXC 04-14

REAR BRAKE PADS



590.13.030.000 SINTERED
SX/XC/XC-W/EXC

FRONT BRAKE PADS



590.13.090.000 SINTERED
SX/EXC 98-03

REAR BRAKE PADS



548.13.090.200 SINTERED
SX/XC/XC-W/EXC 04-14

REAR BRAKE PADS



BRAKES

SERVICE



770.13.920.000

SX 04-08
XC/XC-W/EXC 04-09

780.13.920.000

SX 09-14
XC/XC-W/EXC 10-14



BRAKE BLEEDER SCREW

Bleeding the brakes or changing the brake fluid is completed in a matter of seconds, even on your own: First replace the original bleeder screw on the brake caliper with this new bleeder screw equipped with a check valve. When changing the brake fluid or bleeding the system, simply release the screw on the check valve by a half turn and pump the brake fluid through the system with the brake lever. The valve prevents air from forcing its way back into the system on releasing the brake lever. Supplied with an anodized dust cap.

770.13.920.100

SX/XC/XC-W/EXC

BANJO BOLT WITH BLEEDER FUNCTION

Same as 770.13.920.000, but for rear brake caliper.



BRAKES

SPECIAL PARTS

548.12.063.044

SX/XC/XC-W/EXC

REAR BRAKE PEDAL SAFETY WIRE



777.13.975.010/30

SX/XC 13-14

CNC BRAKE CALIPER SUPPORT

Lighter and stiffer than the standard brake caliper support. The stiffness has a positive effect on such braking properties as braking power and application. CNC-machined from highest grade aluminum and black anodized. Options available: Carbon fiber brake caliper protection 777.13.975.020 and carbon fiber brake disc protection 777.13.975.030.



584.13.014.000

SX 04-08
EXC 04-09

770.13.914.000

SX 09-14
XC/XC-W/EXC 10-14

BRAKE CALIPER SUPPORT

Required for using the 320 mm brake disc 583.09.060.000 and 2-piston Brembo® brake caliper.



812.14.050.050

EXC 10-14

BRACKET SENSOR MAGNET

Bracket to be used so that the pick-up magnet 582.14.050.052 and screw 0933040083 can be used when changing from enduro to supermoto wheels.



COOLING

FANS



812.35.941.044

XC-W/EXC (4-STROKE) 08-14

FAN

Great addition for tight trail riding or extreme heat conditions. Everything is included in the kit for a professional installation.

551.35.041.044

250/300 XC-W 08-14

FAN

Great addition for tight trail riding or extreme heat conditions. Everything is included in the kit for a professional installation.

590.35.041.044

EXC (4-STROKE) 01-07

FAN

Great addition for tight trail riding or extreme heat conditions. Everything is included in the kit for a professional installation.

COOLING

HOSES

503.35.900.044

125/144/150 SX/XC 07-10

770.35.900.044

250 SX-F 07-10

250 XC-F 08-10

XCF-W 08-11

773.35.900.044

450/505 SX-F/XC-F 07-10

773.35.924.044

450 SX-F 11-12

551.35.900.044

250/300 XC-W 08-11

780.35.900.044

450/530 XC-W/EXC 08-11

515.35.924.044

125/150 SX/XC 11-14

548.35.924.044

250/300 SX/XC 11-14

250/300 XC-W 12-14

771.35.924.044

250 SX-F/XC-F 11-12

772.35.924.144

250 SX-F/XC-F 13-14

350 SX-F/XC-F 11-14

789.35.924.044 NEW

450 SX-F/XC-F 13-14

ORANGE RADIATOR HOSES

For a higher level of performance and appearance! These reinforced silicon-rubber cooling hoses have been specially developed to withstand extreme pressures and temperatures. The special surface of their rubber compound has also improved the flow behavior.



COOLING

PROTECTION



772.35.936.100

SX 07-14

XC/XC-W/EXC 08-14

RADIATOR PROTECTION

Perfect crash bar for radiators. Simple fitting. Installation not possible with larger tanks that take the place of the radiator spoiler.

777.35.936.144

SX/XC 11-14

XC-W/EXC 12-14

RADIATOR PROTECTION

Great protection for radiators. Newly developed and made from high-strength aluminum, it provides maximum protection for minimum possible weight. Installation not possible with larger tanks that take the place of the radiator spoiler.



773.35.034.000/04

SX/XC 07-14

XC-W/EXC 08-14

RADIATOR LOUVER


Suitable for left and right side.



548.35.080.000

FOAM FOR COOLER

For extremely muddy conditions. Prevents the radiator from becoming clogged with mud and the engine from overheating.



720.35.994.000/04 NEW

250 SX-F/XC-F 13-14

350 SX-F/XC-F 11-14

250 XCF-W 14

350 XCF-W/EXC-F 12-14

WATER PUMP COVER PROTECTION

The plastic protector prevents damage to the water-pump cover and radiator hose in the area of the hose connection.



PROTECTION

ENGINE PROTECTION 2-STROKE

The new generation of KTM aluminum skid plates provide the most effective protection for frame and engine:

- New, even more robust, rear fastening clamp
- Made from 4 mm-thick, high-strength, robust aluminum
- Side parts welded from inside and out (as of MY12)
- Extremely hard-wearing and endurance-tested for the toughest offroad use
- Precisely fitting design - specially developed for KTM models
- Highest quality workmanship
- Quick and simple installation

515.03.990.200
125/150 SX/XC 11-14
200 XC 12-14

548.03.990.200
250 SX 11-12
250/300 XC 11-12
250/300 XC-W 12-13

548.03.990.300
250 SX 13-14
250/300 XC/XC-W 13-14

SKID PLATE



503.03.990.200
125/150 SX/XC 11-14
200 XC-W 12-14

SKID PLATE



551.03.990.200
250 SX 13-14
250/300 XC/XC-W 13-14

SKID PLATE



503.03.090.400
125/144/150 SX/XC 07-10
200 XC/XC-W 08-11

548.03.090.300
250 SX 07-10
250/300 XC 08-10
250/300 XC-W 08-11

SKID PLATE



503.03.090.500
125/150 SX/XC 07-10
200 XC/XC-W 08-11

SKID PLATE



551.03.090.000
250 SX 07-10
250/300 XC/XC-W/EXC 04-11

SKID PLATE



548.32.075.344
250 SX 07-10
250/300 XC/XC-W 08-14

CASE GUARD

- Do you know about the benefits of the KTM case guard?
- Prevents damage to the engine case in the event of the chain breaking
 - No pulling-in of stones between chain and engine case (material-friendly)
 - CNC-machined from high-strength aluminum
 - Effective protection for the clutch slave cylinder

548.03.190.100
250 SX 13-14
250/300 XC/XC-W 13-14

SKID PLATE WITH QUICK-FASTENER



503.03.190.100
125/150 SX/XC 11-14

SKID PLATE WITH QUICK-FASTENER



551.03.190.000
250 SX 07-10
250/300 XC/XC-W 08-11

548.03.190.000
250 SX/XC 11-12
250/300 XC-W 12

SKID PLATE WITH QUICK-FASTENER



PROTECTION

ENGINE PROTECTION 4-STROKE

The new generation of KTM aluminum skid plates provide the most effective protection for frame and engine:

- New, even more robust, rear fastening clamp
- Made from 4 mm-thick, high-strength, robust aluminum
- Side parts welded from inside and out (as of MY12)
- Extremely hard-wearing and endurance-tested for the toughest offroad use
- Precisely fitting design - specially developed for KTM models
- Highest quality workmanship
- Quick and simple installation



772.03.990.200
250/350 SX-F/XC-F 11-14
250/350 XCF-W/EXC-F 12-14

773.03.990.100
450 SX-F 11-12

789.03.990.000
450 SX-F/XC-F 13-14
450/500 XC-W/EXC 12-14

GLIDE PLATE



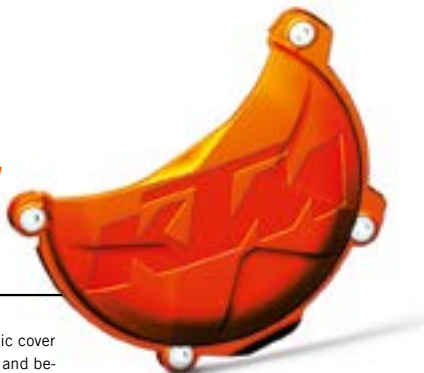
770.03.090.200
250 SX-F/XC-F 07-10
250 XCF-W 08-11

773.03.090.000
450/505 SX-F 07-10

GLIDE PLATE



775.30.994.000/04 NEW
250 SX-F/XC-F 13-14
250 XCF-W 14
350 SX-F/XC-F 11-14
350 XC-W/EXC-F 12-14



CLUTCH COVER PROTECTION

Not only does it look good, this high density plastic cover also protects your clutch cover from flying stones and being dented by the brake lever in the event of a fall.

770.03.190.000
250 SX-F 07-10
250 XCF-W 08-11

780.03.190.000
400/450/530 XC-W/EXC 08-11

SKID PLATE WITH QUICK-FASTENER



774.03.190.100
250 SX-F/XC-F 11-12
250 XCF-W 12-13

775.03.190.000
250 SX-F/XC-F 13-14
250 XCF-W 14
350 SX-F/XC-F 11-14
350 XC-W/EXC-F 12-14

781.03.190.100
450 SX-F/XC-F 13-14
450/500 XC-W/EXC 12-14

SKID PLATE WITH QUICK-FASTENER



770.03.090.300
250 SX-F/XC-F 07-10
250 XCF-W 08-11

SKID PLATE



780.03.090.000
400/450/530 XC-W/EXC 08-11

SKID PLATE



774.03.990.100
250/350 SX-F/XC-F 11-14
250/350 XCF-W/EXC-F 12-14

781.03.990.100
450 SX-F/XC-F 13-14
450/500 XC-W/EXC 12-14

SKID PLATE



770.32.075.244
250 SX-F/XC-F 07-12
250 XCF-W 08-13

773.32.075.044
450/505 SX-F/XC-F 07-12

780.32.075.044
400/450/530 XC-W/EXC 08-11

772.32.975.044
250 SX-F 13-14
350 SX-F 11-14

775.32.975.044
250 XCF-W 14
350 EXC-F 12-14

781.32.975.044
450 SX-F/SMR 13-14
450/500 XC-W/EXC 12-14

CASE GUARD



PROTECTION

CHASSIS

(A)



(B)



5200.0090
ALL USD FORKS Ø 48 MM (A)

5200.0091
ALL USD FORKS Ø 48 MM (B)

FORK PROTECTION STICKER SET

Provides full coverage to outer fork tubes against stone and roost impacts.



780.01.095.000
ALL USD FORKS Ø 48 MM

NEOPRENE FORK COVER

Reduce debris contamination of your fork seals by slipping on these neoprene fork covers. For use with closed-style fork protectors.



590.03.090.250

FOAM

Minimizing excess weight buildup, allowing better engine cooling and speeding after-ride cleanup.



595.04.090.050
SX/EXC

NEOPRENE PDS PROTECTION

Lengthen the life of the lower PDS bearing by reducing infiltration of dirt and other contaminants.



595.01.095.000
ALL USD FORKS Ø 48 MM

595.01.095.100
ALL USD FORKS Ø 43 MM

NEOPRENE FORK COVER

Reduce debris contamination of your fork seals by slipping on these neoprene fork covers. For use with open-style fork protectors.

780.11.909.100/30
EXC 08-13

HEADLAMP GRID

Plastic guard for headlight lens.



781.11.994.000 NEW
EXC 14

HEADLAMP COVER

Effective and simple-to-fit headlamp grill made from transparent plastic.



781.09.945.000
SX/XC/XC-W/EXC/SMR

FRONT CRASH PADS

Helps eliminate fork damage in the event of a slide. Suitable for all models with 26 mm front axle.



781.10.945.000
SX/SMR -12
XC-W/EXC

781.10.945.100
SX/SMR 13-14

REAR CRASH PADS

Helps reduce swingarm damage in the event of a slide.



548.03.047.000

FOOTPEG SLIDERS

Glass fiber reinforced plastic. Protects the footrests from damage in the event of a slide. Can be fitted to all motorcycles with footrests 590.03.041.250 on the right and 590.03.040.250 on the left.

U690.8818
EXC

LICENSE PLATE HOLDER

Recommended bracket for mounting the license plate on your street legal EXC. Features multiple bolt patterns to hold plates from all the states.



PROTECTION

CHASSIS

U691.0068

250 SX-F/XC-F 07-10
450/505 SX-F/XC-F 07-09
450/530 XC-W/EXC 08-11

U691.2023 NEW

250/350/450 SX-F/XC-F 11-14
250/350/450/500 XC-W/EXC 12-14



EXHAUST GUARD ALUMINUM

Give your pants and boots some extra room away from the hot exhaust pipe. This durable aluminum guard bolts right on with only a quick modification to the stock plastic guard. Great additional coverage for all you bike squeezers out there.



781.04.994.000/30

SX/XC (2-STROKE) 11
XC-W/EXC 12-14

SWING ARM PROTECTION

Made from plastic, the swingarm protector protects the swingarm from damage.



773.03.094.100/04

773.03.094.100

SX 07-10
XC/XC-W/EXC 08-11

FRAME PROTECTION SET

Reliably prevents damage to the powder coating by dirt, crashes or the rider's boots.



772.03.094.000/04

SX/XC/XC-F 11-14
XC-W/EXC 12-14

772.03.094.000

SX/XC/XC-F 11-14
XC-W/EXC 12-14

FRAME PROTECTION SET

Reliably prevents damage to the powder coating by dirt, crashes or the rider's boots. Also protects pants and boots from burns on the exhaust side.



781.04.974.000 NEW

SX 07-14
XC/XC-W/EXC 08-14

CHAIN GUIDE BRACKET PROTECTION

Manufactured from high-strength aluminum. Adds additional protection and support for the chain guide. Good for rocky conditions.



PROTECTION

CHASSIS

548.10.061.100/04 ■

SX/XC/XC-W/EXC 04-14

548.10.061.100/30 ■

SX/XC/XC-W/EXC 04-14

REAR BRAKE DISC GUARD

Provides great coverage of the rear brake disc from stones and other solid objects. Made of high-strength aluminum.

U690.7872

SX/XC 04-12

XC-W/EXC 04-14

U691.3130 NEW

SX/SX-F/XC/XC-F 13-14

REAR BRAKE DISC GUARD

High-quality billet aluminum disc guard with a replaceable lower fin. Helps protect your rear brake disc from damaged caused by rocks and debris. Replaces the stock brake caliper carrier. Replacement Fin: Part U690.9881



780.09.061.100/30 ■

SX/XC/XC-W/EXC,
UP TO 260 MM BRAKE DISC

FRONT BRAKE DISC GUARD

Very practical: The intelligent fitting system with a central adapter replaces the spacer sleeve on the wheel axle and allows the tire to be changed, brake to be serviced, etc., without removing the brake cover.

781.13.975.044 NEW

SX/XC 04-12

XC-W/EXC 04-14

CNC BRAKE CALIPER SUPPORT WITH BRAKE DISC GUARD

The integrated brake disc guard protects the rear brake disc from stones and other solid objects. The brake caliper support is lighter and stiffer than the standard version. The stiffness has a positive effect on such braking properties as braking power and application. CNC-machined from highest grade aluminum and orange anodized. Options available: Carbon brake caliper protection 777.13.975.020.



AIRFILTER



590.06.022.000

SX/XC/XC-WEXC 98-14

SANDCOVER FOR AIR FILTER

Recommended for use on sandy tracks. Installation together with oiled air filter and dry dust guard 590.06.019.000.

590.06.019.000

SX/XC 98-10

XC-W/EXC 98-11

772.06.920.000

SX/XC/XC-F 11-14

XC-W/EXC 12-14

DUSTCOVER FOR AIR FILTER

This large-pored air filter cover acts as an additional protective layer, hence extending the filter service interval. Recommended in extremely dusty conditions.



590.06.021.000

SX/XC 98-10

XC-W/EXC 98-11

772.06.921.000

SX/XC/XC-F 11-14

XC-W/EXC 12-14

RAINCOVER FOR AIR FILTER

Recommended in extremely wet conditions.

NAVIGATION & LUGGAGE

600.12.073.000

ROADBOOK

Durable, waterproof holder with lighting and a huge capacity: 80-page DIN A5 roadbooks (approx. 17 m). Either electric drive with brake or manual operation possible. The pane is opened and closed without tools. Housing dimensions (L x W x H): 197 x 124 x 70 mm. **Mounting kit 600.12.173.070 also required for mounting the roadbook on handlebar support 601.12.092.070.**



620.02.903.150

GPS/PDA BAG BIG

Height: 170 x 130 x 35 mm (6.69 x 5.12 x 1.38 inches). Keeps documents, maps, plus navigation and communication devices (e.g. mobile phone) in your field of view, dry and protected from vibration. Required for mounting: bracket 620.02.903.100.



781.12.978.000 NEW

UNIVERSAL OFFROAD REAR BAG

The robust, waterproof rear bag can be fitted simply and without additional installation materials. The volume of the bag is approx. 5 L, thereby providing enough space for the most important things on your offroad tour.



601.12.092.070

HANDLEBAR SUPPORT

Universally applicable option for mounting the GPS bracket or roadbook.



780.12.090.000

EXC 08-13

781.12.990.000 NEW

EXC 14

ROADBOOK CARRIER

When you take your EXC on a desert adventure or to a rally. Stable construction for racing use. In addition to mounting roadbook holder 600.12.073.000, wiring harness 590.12.090.060 and remote control 600.12.073.080 are also required.



620.02.903.100

SX/XC/XC-W/EXC

MOUNTING FOR GPS/PDA BAGS

Only for use on original handlebar mounting.



MINI



- 1
- 2
- 3
- 4
- 5
- 6
- 7
- 8
- 9
- 10
- 11
- 12
- 13
- 14
- 15
- 16
- 17
- 18
- 19
- 20
- 21

MINI

Do you know about the benefits of a CNC-machined triple clamp?

All KTM CNC-machined triple clamps have the following properties:

- Manufactured from highest grade aluminum
- Optimally tuned steering stem stiffness
- 100% alignment of the fork tubes
- Perfect flexibility - adapted precisely to the KTM fork

Shorter offset: stability on fast straights
 Longer offset: simpler and swifter steering into corners
 All KTM triple clamps are supplied with steering stem and with the steering head bearing already pressed on.

460.01.099.018/04 18 MM OFFSET
 65 SX 02-11

452.01.999.122/04 22 MM OFFSET
 50 SX MINI 12-14

452.01.999.022/04 22 MM OFFSET
 50 SX 12-14

460.01.999.022/04 22 MM OFFSET
 65 SX 12-14

470.01.099.014/04 14 MM OFFSET
 85/105 SX 03-14

470.01.099.020/04 20 MM OFFSET
 85/105 SX 03-14

FACTORY RACING TRIPLE CLAMP



452.12.948.044
 50 SX MINI -13

452.12.948.144
 50 SX -13

452.12.948.244 NEW
 50 SX MINI 14

452.12.948.344 NEW
 50 SX 14

POWER REDUCTION KIT

With this, racers of the future can ride their first laps with maximum control. Reduces the power of the Mini by approx. 70%.

SXS.04.065.100
 65 SX 02-14 TWIN SCREW

SXS.04.085.100
 85/105 SX TWIN SCREW

FACTORY START

This is how the factory riders start! The factory start is mounted directly on the fork. Before the start, the fork is dipped and fixed in the desired position to shift the center of gravity forwards. This to a large extent prevents the front wheel from lifting at the start, thus providing greater traction and helping secure the holeshot. The first time the fork dips, the fixing is slackened and the fork releases automatically.

SXS.11.105.000
 85 SX 03-12

SXS.13.105.000
 85 SX 13-14

105 SXS KIT

Big bore kit with extra displacement (105 instead of 85). For plenty of torque and even more peak power.



SXS.13.085.050 NEW
 85 SX 13-14

SXS CYLINDER HEAD WITH VARIABLE COMBUSTION CHAMBER

The SXS cylinder heads with variable combustion chamber are a must for every racer. The aluminum alloys and optimized combustion chamber shapes employed ensure the best possible heat dissipation. This has a positive effect on power delivery and reduces material wear in the combustion chamber and on the piston. Replacement of the whole head is now no longer necessary - simply put in a new combustion chamber insert and off you go again. To increase the performance of your bike even further, we recommend combination of the SXS cylinder heads with the following parts:

- SXS CDI unit
 - Factory exhaust system
- Supplied without combustion chamber insert.

IMPORTANT:

When it comes to carburetor jets, we recommend selection of your vehicle's standard jets. Detailed information about carburetor jets is available from your KTM dealer.



SXS.13.085.061 NEW
 85 SX 13-14

SXS CYLINDER HEAD COMBUSTION CHAMBER MX

Combustion chamber insert manufactured from highest grade aluminum, with optimized combustion chamber shape.



SXS.13.085.081 NEW
 85 SX 13-14

SXS CYLINDER HEAD COMBUSTION CHAMBER EXTREME

The combustion chamber insert is made from an alloy developed specially for this purpose. The excellent conductivity of this alloy increases the capability of your engine in extreme conditions, particularly when it needs to deliver maximum performance (e.g. in high temperatures, sandy track conditions or other extreme situations).



HIGHLIGHT

MINI

35 years of racing experience: The KTM by FMF factory pipes have been specially developed for the hardships of offroad life. That's why they're made from high-quality, extra thick, hardwearing sheet steel. An elegant appearance is ensured by the nickel-plated, stainless, polished surface.

- Additional features:
- Broader and more usable rev range
 - Higher top speed
 - More traction, better control when accelerating
 - Including O-rings

For a perfectly tuned and performance-optimized overall system, we recommend combination with an FMF factory racing silencer.

SXS.09.050.500
50 SX 09-14

FACTORY RACING PIPE



SXS.11.050.505
50 SX 09-14

SXS.11.065.505
65 SX 09-14

SXS.11.085.505
85/105 SX 03-12

SXS.13.085.505
85/105 SX 13-14

FACTORY RACING PIPE
Unplated SXS Works Version.



SXS.08.065.500
65 SX 02-08

SXS.11.065.500
65 SX 09-14

FACTORY RACING PIPE

SXS.05.085.390
85 SX 03-14

SXS CDI UNIT

Straight from the world of motorsport: High-performance CDI for the 85 SX – for use with the factory pipe. The ignition point has been optimized precisely for the factory exhaust system in extensive runs on the test bench and numerous test rides.



SXS.12.085.500
85/105 SX 03-12

SXS.13.085.500 NEW
85/105 SX 13-14

FACTORY RACING PIPE



MINI

The FMF factory racing silencers (Made in USA) are top-performance silencers.

The benefits:

- Housing made from high-grade, pressed, anodized aluminum
- Factory performance characteristics
- Hi-Flo exhaust technology
- Long service life
- Integrated bracket
- Dynamically formed stainless steel end caps
- Simple fitting

For a perfectly tuned and performance-optimized overall system, we recommend combination with the FMF factory racing pipe.

SXS.09.050.550

50 SX 09-14

SXS.09.065.550

65 SX 09-14

SXS.08.085.550

85/105 SX 03-14

FACTORY RACING SILENCER



U695.0997

65/85/105 SX

RENTHAL BAR ORANGE

Made exclusively for KTM these Renthal bars look and perform great. 784 bend. 740 mm Width, 118 mm height, 83 mm rise, and 42 mm sweep. Bar pad included.

U691.2010

50 SX

RENTHAL BAR ORANGE

Made exclusively for KTM these Renthal bars look and perform great. 825 bend. 668 mm length, 84 mm height, 65 mm rise, 48 mm sweep. Bar pad included.



777.01.939.010 10 MM

777.01.939.020 20 MM

777.01.939.030 30 MM

CNC HANDLEBAR RISER

The new, CNC-machined, high-strength aluminum handlebar risers are extremely robust thanks to their special screw fastening (from below) on the triple clamp. Twisting and bending are therefore practically impossible. Use of these handlebar risers is only possible on CNC-machined triple clamps. Available in three different heights.

U690.9855

50 SX 99-08

BAR PAD

Provides optimum coverage.



U690.9856

65 SX 05-14

BAR PAD

Provides optimum coverage.



MINI

Do you know that all KTM CNC parts are manufactured from highest quality aluminum and therefore not only look good, they also withstand the toughest treatment?

With the anodized aluminum components in the original factory look from the PowerParts range, you can turn your KTM into something very special.



SXS.13.050.034 NEW
50 SX MINI 13-14
50 SX 13-14



FACTORY CLUTCH COVER OUTSIDE
With access plug for faster clutch adjustments.

SXS.13.050.132 NEW
50 SX 09-14



FACTORY IGNITION COVER

SXS.11.050.044 NEW
50 SX 09-14



CHAIN ADJUSTMENT KIT
CNC swingarm caps for extra strength, rear axle lock for one tool removal and orange anodized chain guide for better durability and longer chain life.

SXS.13.065.032 NEW
65 SX 09-14



FACTORY IGNITION COVER

SXS.13.065.031 NEW
65 SX 08-14



CHAIN ADJUSTMENT KIT

SXS.12.065.030 NEW
65 SX 08-14



CHAIN GUIDE

SXS.12.065.044 NEW
65 SX 09-14



CASE GUARD
CNC-machined from high-strength aluminum, the best possible and effective coverage for the clutch slave cylinder.

SXS.14.085.035 NEW
85 SX 03-14



FACTORY CLUTCH COVER OUTSIDE



SXS.13.085.032 NEW
85 SX 03-14

FACTORY IGNITION COVER

SXS.13.085.033 NEW
85 SX 13-14

CASE GUARD
CNC-machined from high-strength aluminum, the best possible and effective coverage for the clutch slave cylinder.

1
2
3
4
5
6
7
8
9
10
11
12
13
14
15
16
17
18
19
20
21

720.02.903.000 NEW

65 SX 14
85 SX 13-14

HYDRAULIC CLUTCH COVER



700.13.903.000 NEW

65 SX 14
85 SX 13-14

HANDBRAKE CYLINDER COVER



SXS.05.450.220

65 SX 02-13
85/105 SX 03-12

HYDRAULIC CLUTCH COVER

Installation possible with all Magura clutch master cylinders.



U695.1982

65 SX 04-11
85/105 SX 04-12

SXS.12.065.210

65 SX 12-13

HANDBRAKE CYLINDER COVER



U695.1381

SX/XC 65/85

HANDGUARDS

The KTM Pro Bend handguards feature rugged aluminum bars that are shaped to give your hands and levers plenty of space. In addition, they have C-shaped mounting brackets for easy routing of cables and hoses. The high impact plastic hand shields have a sleek profile that offers the perfect balance of coverage and style.

781.02.924.000 NEW

50 SX MINI 12-14
50 SX 12-14
65 SX 09-14
85 SX 03-14

LOCK-ON GRIP-SET

Grip replacement made easy! With the lock-on grips set, the grips are locked onto the handlebar by a clamp. The laborious process of sticking the grips and securing them with wire is no longer necessary. In addition, the throttle side includes a tube as cost effective replacement.



462.13.802.000 / 04

65 SX 04-11
85/105 SX 04-12

462.13.802.100 / 04

65 SX 12-13

720.13.902.044 / 04

85 SX 13

720.13.902.144 / 04

65 SX 14
85 SX 14

FLEX BRAKE LEVER

Precision made lever designed to bend forward in a spill. They have a long wearing delrin bushing assembly and adjustable lever position that will give the rider more confidence and comfort.

462.02.831.000 / 04

65 SX 04-13
85/105 SX 04-12

720.02.931.044 / 04

85 SX 13

720.02.931.144 / 04

65 SX 14
85 SX 14

FLEX CLUTCH LEVER

Precision made lever designed to bend forward in a spill. They have a long wearing delrin bushing assembly and adjustable lever position that will give the rider more confidence and comfort.

470.02.042.000

85/105 SX 04-12

CLUTCH AND BRAKE LEVER SET

Contains clutch and hand brake levers.



720.02.979.000 / 04

65 SX 14
85 SX 13-14

720.02.979.000 / 28

65 SX 14
85 SX 13-14

MX HANDGUARDS

Thanks to splitting of the surfaces, these open, very light KTM MX handguards ensure an uncompromising racing look in the angular KTM design. Injection molded construction.
- Black mid-section = maximum strength for optimum durability
- Colored top and bottom parts = highly flexible, enduring even the roughest of treatment. Attached directly at the levers with a special mounting.

470.02.079.000 / 04

65 SX 05-13
85/105 SX 05-12

HANDGUARDS

Thanks to splitting of the surfaces, these open, very light KTM handguards ensure an uncompromising racing look in the angular KTM design. Injection molded construction.
- Black mid-section = maximum strength for optimum durability
- Orange top and bottom parts = highly flexible, enduring even the roughest of treatment



MINI

471.08.990.000
85 SX 13-14

FACTORY GRAPHICS KIT



U690.7753
50 SX 02-08

U690.7752
65 SX 02-08

U690.7751
85/105 SX 06-12

USA FACTORY GRAPHICS KIT



452.08.088.000/20
50 SX 09-14

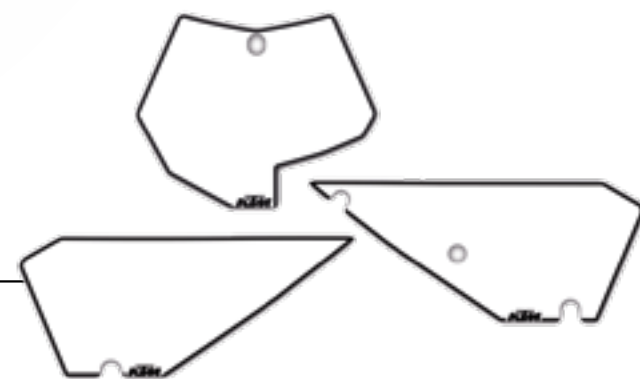
462.08.088.000/20
65 SX 09-14

470.08.088.000/20
85/105 SX 03-12

471.08.988.000/28
85 SX 13-14

NUMBER PLATE BACKGROUNDS

3 parts.



452.08.199.000
50 SX 09-14

462.08.199.000
65 SX 09-14

FACTORY GRAPHICS KIT



U691.2015
50 SX 09-14

U691.2016
65 SX 09-14

U691.2017
85 SX 06-12

USA FACTORY GRAPHICS KIT

Now your little racer can look just like his or her offroad heroes. Printed on thick vinyl with 3M adhesive. Replica of the US Factory Offroad Team Kit.



462.03.094.000
65 SX 09-14

FRAME PROTECTION SET

Reliably prevents damage to the powder coating by dirt, crashes or the rider's boots.



462.08.998.000
65 SX 09-14

TANKPAD SET



U691.2026

U691.2027

FRAME DECALS

For protecting your frame without altering the slender profile of your bike.



781.07.908.044
65 SX 10-14

FACTORY FUEL TANK CAP



777.07.908.144
85 SX 13-14

FACTORY FUEL TANK CAP



471.07.940.000
85 SX 13-14

HIGH SEAT

Grow a little with the bike. For the somewhat taller racers of the future. Approx. 20 mm higher than the standard seat.

471.07.940.100
85 SX 13-14

LOW SEAT

Just made the switch and not big enough for the bike yet? Also provides shorter riders with optimum control of the motorcycle. Approx. 15 mm lower than the standard seat.

471.07.940.200
85 SX 13-14

STEPUP SEAT

The factory rider seat: Thanks to the special step, there's no slipping backwards when you open up the throttle either. Standard height.



MORE POWERPARTS » www.ktm.com

MINI



461.10.051.150/04 T50
65 SX

470.10.051.148/04 T48
85 SX

470.10.051.149/04 T49
85 SX

470.10.051.150/04 T50
85 SX

2K REAR SPROCKET ORANGE

If you're looking for the ultimate in quality and performance, this sprocket is the one for you!

- High-strength steel teeth
- Aluminum inner ring
- Joined together permanently with high-strength rivets
- At least three times longer service life than other aluminum rear sprockets
- Only half as heavy as conventional steel rear sprockets

Another benefit:
longer service life for the entire drivetrain

U691.3125 T38
50 SX 04-13

U691.3128 T38
50 SX 14

U695.1250 T44

U695.1251 T46

U691.1024 T47

U695.1252 T48

U695.1253 T50
65 SX

U695.1254 T44

U695.1255 T45

U695.1256 T46

U695.1257 T47

U695.1258 T48
85 SX



RENTAL SPROCKET

The choice of Champions! Get the same race quality rear sprockets that the Pro race teams use.

451.10.165.104
1/2 x 3/16

CHAIN 50 SX
High-quality replacement chain.



451.10.265.104
1/2 x 3/16 RACING

RACING CHAIN 50 SX
Sometimes less can mean more! O and Z-rings have been dispensed with completely on this chain specially developed for motocross use. That and the special construction of the bearing bushes result in the perfect compromise between durability and minimum power loss.



461.10.165.112
1/2 x 1/4

CHAIN 65 SX
High-quality replacement chain.

000.50.002.002
85/105 SX 03-13


DRIVETRAIN KIT

Contains the front (14T) and rear (46T) sprocket and the chain (124-link chain without O-ring).

000.50.002.003
85/105 SX 03-13

DRIVETRAIN KIT

Contains the front (14T) and rear (49T) sprocket and the chain (124-link chain without O-ring).



KTM ORIGINAL SPARE PARTS

KTM aluminum skid plates provide the most effective coverage for frame and engine:

- Made from high-strength, robust aluminum
- Extremely hard-wearing and endurance-tested for the toughest offroad use
- Precisely fitting design - specially developed for KTM models
- Highest quality workmanship
- Quick and simple installation



470.03.040.033/90
50/65 SX 09-14
85 SX 06-14

FOOTREST KIT COMPLETE

Contains all parts required for replacing both footrests.



KTM ORIGINAL SPARE PARTS

470.03.090.100
85/105 SX 03-12

471.03.990.000
85 SX 13-14

SKID PLATE



452.03.090.000
50 SX 09-14

462.03.090.000
65 SX 09-14

SKID PLATE





470.09.060.200 260 MM
85 SX 13-14

BRAKE DISC FRONT 260 MM
Oversize your front brake for maximum stopping power. Floating, stainless steel brake disc. Since the hot disc can expand, the pressure point remains constant even at extreme temperatures and loads. The best basis for consistently quick lap times. You'll also need brake caliper mounting kit 720.09.960.044 for installation.



452.13.930.000
50 SX 02-14

BRAKE PADS
Fully Sintered pads for maximum braking performance.



720.10.961.000
85 SX 13-14

REAR BRAKE DISC GUARD
Provides great coverage for the rear brake disc from stones and other solid objects. Made of high-strength aluminum.



720.09.961.000
85 SX 13-14

FRONT BRAKE DISC GUARD
Very practical: The intelligent fitting system with a central adapter replaces the spacer sleeve on the wheel axle and allows the tire to be changed, brake to be serviced, etc., without removing the brake cover.

700.10.060.000 230 MM
85 SX 13-14

BRAKE DISC REAR 230 MM
The larger diameter of this brake disc ensures even better braking power. Rear brake caliper mounting kit 720.10.960.044 is required for installation.



TOOLS & TRANSPORTATION

TOOLS

781.29.983.000 NEW

TIRE IRON SET

Made from high-strength, orange-anodized aluminum; not suitable for fitting tires with mousse. With integrated ring spanners SW 32, 27, 13 and 10 mm.



510.12.093.000

TIRE IRON LONG

There's racing experience here as well! Practical tire iron – long version for minimum effort.



510.12.092.000

TIRE IRON SMALL

There's racing experience here as well! Practical tire iron – short version ideal for the portable tool bag.



000.29.098.200

SCREW DRIVER SET

High-quality, 5-piece screwdriver set in the KTM design.



000.29.901.000 NEW

BEAD BUDDY

The Bead Buddy acts as your third hand when fitting tires. Holds the tire in the tire bed, thereby making tire fitting much easier. Simply hook it into the spokes and away you go. Particularly recommended for tire fitting with mousse.



000.29.015.000

WIRE PLIERS

Recommended, very practical, high-quality tool to help you twist safety wire 548.12.016.000 like a professional.



772.12.991.000

SPOKE WRENCH

6 mm and 7 mm.



548.12.016.000

SAFETY WIRE

Stainless steel type 302/304 ASTM wire. .025 diameter, 1 lb.



000.29.999.000

SX/XC 07-14
XC-W/EXC 08-14

BOLT KIT

Contains all the most-used bolts and small parts for current offroad models. 30% saving compared with purchasing individual parts.



000.29.020.000

50/65 SX

SPOKE WRENCH

5 mm and 5.6 mm.

U695.1126

SPOKE TORQUE WRENCH

On this spoke wrench, the torque is preset at 5.4 Nm. This prevents over-tightening of the spoke nipples. Too much torque when tightening the spoke nipples is the most frequent cause of broken spokes. Wrench size 6.8 mm.




579.29.020.000

SX/XC/XC-W/EXC

CHAIN BREAKER

5/8 x 1/4.



U695.1130

CABLE TIES ORANGE

100 pieces, length: 20 cm.



TOOLS & TRANSPORTATION

TOOLS



000.29.090.000

SAG SCALE
Makes setting the sag significantly simpler. Folding version for easy stowing in the tool box.

000.29.990.010 NEW
SX/XC/XC-F 13-14

SAG SCALE PIN
Extra pin for using the sag scale with larger axle diameters.



590.29.041.000
0.10; 0.12; 0.15; 0.20; 0.25

590.29.041.100
0.05; 0.10; 0.15; 0.20; 0.25; 0.30; 0.35

FEELER GAUGES



583.10.025.000

AXLE GAUGE
The ideal tool for checking perfect wheel position when tensioning the chain.



503.05.017.000/04

SPRING HOOK
Simple spring removal.



SXS.08.250.035
ALL KEIHIN CARBURETORS 4-STROKE

JET NEEDLE REMOVAL TOOL
Allows simple replacement of the carburetor needle.



583.12.078.000

TOOL BAG



000.29.098.000

TOOLBOX
38-piece, 1/4" tool box in orange with high-quality, chrome-vanadium tools. Ratchet (with locking device), lever, two extensions and socket wrench. Hexagon sockets from 4 to 14; Allen keys from 3 to 8; Phillips, slotted and Torx bits. With this, small jobs on your KTM can be completed quickly and reliably. Whether you're removing fairings or changing the oil, you'll definitely find the right tool here.

000.29.098.100

TOOLBOX
60-piece, 3/8" tool box in orange with high-quality, chrome-vanadium tools. Ratchet (with locking device), lever, two extensions and socket wrench. Hexagon sockets from 6 to 24; Allen keys from 3 to 10; Phillips, slotted and Torx bits from 15 to 55. With this, small jobs on your KTM can be completed quickly and reliably. Whether you're removing fairings or changing the oil, you'll definitely find the right tool here.



TOOLS & TRANSPORTATION

TOOLS

773.29.068.000

TIRE GAUGE DIGITAL

Comfortable and easy to use. Fits all standard valves. Pressure display in bar or psi. Integrated pressure release valve for accurate pressure adjustment. Switchable display and work area lighting. Energy-saving function with automatic cut-off. Maximum measuring pressure: 11 bar/154 psi.



U695.1099

TIRE GAUGE

Easy to use! Measuring range 0 – 60 PSI. Clamping head rotatable through 90° on a flexible stainless steel feed line. The valve shaft is therefore accessed easily and quickly. Very accurate measurements by way of a durable internal membrane. Internal pressure is reduced after use by a relief valve (push button).



U695.1172

SX/XC/XC-W/EXC 00-10
XC-W/EXC 11

SHOCK SPRING PRELOAD ADJUSTER

Practical tool for setting preload on the shock absorber without having to remove it.



U691.0066 NEW

SX/XC/XC-F 11-14
XC-W/EXC 12-14

SHOCK SPRING PRELOAD ADJUSTER

Practical tool for setting preload on the shock absorber without having to remove it.



773.12.030.000

FOOT AIRPUMP

Small and light, so very portable – saves the day in the event of a puncture on the move! Mini-footpump with pressure gauge on the swiveling valve head that fits all prevalent valves. Integrated double-cylinder with pressure switch-over to high pressure. Maximum 12 bar/160 psi. Height: approx. 170 mm folded together.



773.12.066.000

CLOSED CARTRIDGE

FORK AIRPUMP

Recommended tool for tuning the closed-cartridge fork precisely to your requirements. For adjusting the air pressure on the compression damping.



U695.1017 ALL OPEN CARTRIDGE
48 MM FORKS

FORK CAP REMOVAL TOOL

Here's the perfect tool for removing the fork caps correctly. Designed to fit over the preload adjuster.



584.29.074.100

BATTERY CHARGING AND TESTING UNIT

A must for every workshop/garage. Test, charge and keep batteries fresh really easily. Fully automatic and protective battery charging thanks to a programmed charging curve. Clearly arranged LCD display shows the charging level. Reverse polarity, short-circuit and overload protection.



U690.9801

BATTERY CHARGER

Battery charger with test function. Plus:

- Constant current charging
- Constant voltage charging
- Trickle charging

Includes cable for fixed installation on the battery and plug for connecting the battery quickly to the charger.



772.11.942.044

POWER SOCKET

The simplest way to always keep a battery freshly charged. Once the plug is fitted to the bike, nothing stands in the way of a rapid connection to the battery charger 584.29.074.100. Includes charging cable 601.29.074.050.



U690.9807 CLOSED CARTRIDGE
48 MM 07-14

SCREW CAP REMOVAL TOOL

Recommended tool for removing the screw caps. Fits all closed cartridge forks.



000.29.016.000 CLOSED CARTRIDGE
48 MM 07-14

MULTI-PURPOSE TOOL

Recommended tool for removing the screw caps and fork service. Fits all closed cartridge forks.



TOOLS & TRANSPORTATION

TOOLS

780.29.062.000/30

MAGNETIC BOLT PAN

Magnetic. Never lose a bolt again! Perfect for use in combination with the SX stand.



U695.1409

MAGNETIC BOLT PAN

Magnetic bolt pan; a great help in all types of work on your bike.



000.62.030.050

SCREW LOCKING

Contents: 50 ml.



000.62.030.051

GRIP GLUE 20 G

A firm hold for your grips.



689.9785

LOCTITE 243 BLUE 6 CCM



780.29.064.000/04

SPARK PLUG HOLDER

With space for storing fuses.



780.29.065.000/04

OIL FLASK

Perfect for all 2-stroke riders on the move. The small bottle fits in your tool bag or jacket. Capacity 250 ml, with scaling for different mixture ratios (1:40/2.5%; 1:50/2%; 1:60/1.7%; 1:80/1.25%).



780.29.063.000

MEASURING CUP 1,000 ML

1 L Volume. With scaling for both the fluid level and different mixture ratios. Perfect for changing the oil and for preparing larger quantities of 2-stroke mixture in the canister. Simple handling thanks to the ergonomic design.

590.06.098.000

| | |
|-----------|-------|
| SX 85/105 | 03-12 |
| SX | 98-06 |
| SMR | 04-07 |
| EXC | 98-07 |

590.06.098.100

| | |
|----------|-------|
| SX/XC | 07-10 |
| XC-W/EXC | 08-11 |

772.06.998.000/04

| | |
|----------|-------|
| SX 85 | 13-14 |
| SX/XC | 11-14 |
| XC-W/EXC | 12-14 |

AIR FILTER BOX COVER

Highly recommended! Protects the intake tract from water and dirt when cleaning the air filter box.



U691.0021

SX/XC/XC-W/EXC 04-14

POWER VALVE ADJUSTMENT TOOL

The perfect tool to easily adjust your power valve properly. **FOR CLOSED COURSE COMPETITION USE ONLY.**



548.29.035.000

MUD REMOVAL TOOL

Use this to remove the dirt from your last mud battle with ease! A motorcycle grip rubber (not included) can be fitted to the grip.



595.12.030.000

EXHAUST PLUG

Keeps water out of the silencer during cleaning. For internal diameters 15-38 mm.



595.12.030.200

EXHAUST PLUG

Keeps water out of the silencer during cleaning. For internal diameters 37-62 mm.



812.12.016.000

| | |
|----------------------------|-------|
| 250/350 SX-F/XC-F | 11-14 |
| 450 SX-F/SMR | 13-14 |
| 250/350/450/500 XC-W/EXC-F | 12-14 |

WASH CAP FUEL HOSE

Use highly recommended when washing the bike thoroughly; in other words, when the fuel tank is removed. Prevents water from entering the fuel line.



781.29.994.000 NEW

FORK SEAL DOCTOR

This clever tool is a must for every motorcycle toolbox. With it, you can remove dirt from your fork seals effortlessly. No matter whether it's in the garage or directly at the racetrack. This tool extends the life of your seals many times over. For all 48 mm forks.



TOOLS & TRANSPORTATION


STANDS

451.03.023.300
50 SX

470.03.020.000
65 SX 03-14
85 SX 03-14
105 SX 04-11

777.03.020.000
SX/XC/XC-W/EXC 03-14

PLUG IN STAND



781.29.955.000
SX/XC/XC-W/EXC

789.29.955.000
SMR

LIFT STAND

Available in two different heights
SX/XC/EXC: 315 mm/425 mm
SMR: 260 mm/370 mm
Maximum load: 150 kg



U695.1101
SX/XC-XC-W/EXC

ALUMINUM BIKE STAND

This stand features a stamped top and base, oval uprights, round-cross braces, injection-molded rubber traction top, and a nylon parts tray. Light weight and built to last.



780.29.155.000
SX/XC/XC-W/EXC

SX STAND

High quality plastic stand designed especially for KTM offroad bikes. Special features:
- Two different heights possible
- Can be used as a stand for the quickfill system
- Storage space for the front and rear axle when removing the wheels
- Attachments for the following parts: mud removal tool, exhaust plug, magnetic bolt pan and various tools (shown but not included)



780.29.155.100
SX/SMR/EXC

SX STAND SET

High quality plastic stand designed especially for KTM offroad bikes. Complete with mud removal tool, exhaust plug and magnetic bolt pan.

U691.3120 NEW
50/65/85

ALUMINUM BIKE STAND MINI

Brand new stand made especially for 50/65/85 models! Aluminum construction with a non-slip pad. The top is wedge shaped and solid so the bike doesn't slide around when washing. Powder-coated in KTM orange.



780.03.923.050
XC/XC-W/EXC 07-14

STAND PLATE LARGE

Specially for soft ground, such as sand.
Size: 75 x 50 mm.



TOOLS & TRANSPORTATION

TRANSPORTATION

U691.0046

SOFT TIE DOWNS WITH HOOKS

These tie-down straps have soft ties built in, so you don't scratch your bars. KTM orange/black with distinctive KTM PowerParts markings.



U691.0047

SOFT TIE DOWNS WITH CLIPS

Our KTM Tie-Downs feature built-in soft tie loops that allow you to secure your KTM without scratching your handlebars. These extra wide webbing units feature a clip hook on one end, plus high-quality friction lock fasteners. KTM Orange/black with distinctive KTM PowerParts markings.



U691.0048

SOFT TIE DOWNS WITH RATCHET

This tie-down offers the additional weight limit of a ratchet and the convenience of a soft tie. Extra wide hooks allow you to secure your bike easily. Great for hauling heavier motorcycles and ATV's.



U691.0049

SOFT TIES

These tough KTM soft ties allow you to strap down your bike without scratching your handlebars or tank. Built from a durable ballistic nylon, they have a 615 LBS weight capacity. Dimensions: 1.5" x 6'.



U695.1562

PLASTIC DRUM

5 gallon, KTM orange plastic container for use on the racetrack. Complete with flexible hose and screw cap. Should not be used for storing or transporting fuel.



590.29.050.000

FUNNEL

Funnel specially developed for KTM motorcycles. Diameter (small and large) optimized to suit the filler neck; special groove for optimum ventilation.



TOOLS & TRANSPORTATION

TRANSPORTATION



U695.1277

FOLDING BIKE RAMP

High-quality, folding aluminum ramp with straps for secure attachment on loading. Weighing in at 12 lbs, it withstands a load of up to 400 lbs. The total length is approx 6 ft 8 inches, folded approx. 3'4".

U691.0071

MOTOGATE

Help keep everything in your truck bed secure with this rugged tail gate replacement. The coverage area is 18" x 54" with four adjustable straps so it will fit almost any truck bed. It also works great on box vans and trailers by securing gas cans, gear bags and tool boxes off to the side.



780.12.006.000

PIT MAT

This mat is already obligatory at many races. The special material mix prevents spilt fuel from seeping into the ground. The mat helps in finding fallen tools, bolts and other small loose parts when servicing outdoors. The special KTM design brings the total factory look to your service zone. Size: 63" x 40".



- 1
- 2
- 3
- 4
- 5
- 6
- 7
- 8
- 9
- 10
- 11
- 12
- 13
- 14
- 15
- 16
- 17
- 18
- 19
- 20
- 21

TOOLS & TRANSPORTATION

TRANSPORTATION



548.12.004.000

FACTORY TRANSPORT COVER

For rear sprockets up to 50T and 220–260 mm brake discs.



548.29.094.100

FORK SUPPORT



610.12.016.000

BRAKE LOCK

Practical help when loading the bike or jacking it up with the rear wheel stand.



SXS.05.125.600

CLEAN GRIP SET

Prevents dirty grips.



600.12.016.000

HIGH SECURITY U-LOCK

High-quality U-lock made from hardened steel with a double locking mechanism. Locking cylinder with optimum protection against any attempts at manipulation. 250,000 key versions. 2 keys supplied as standard. Includes rotating PVC cover that protects the cylinder lock from dirt. High-quality corrosion protection.



625.12.007.000

PROTECTIVE COVER INDOOR

Keep your bike free from dust, scratches, etc. The fabric consists of a special material with a distinctive structure that is completely impermeable to dust and dirt. The inner side has a soft lining.

590.12.007.000

PROTECTIVE COVER OUTDOOR

The KTM outdoor bike cover offers perfect protection all year round. The cover is made from an exclusive, pigmented fabric. Including practical carrier bag.

»»»» FOR SAFE «««
TRANSPORTATION

ORIGINAL SPAREPART KITS

| MODELS | SWINGARM BEARING REP. KIT | OIL FILTER SERVICE KIT | STEERING HEAD BEARING REP. KIT | COUNTER SHAFT SEAL REP. KIT | CLUTCH KIT | VALVE KIT |
|----------------------|---------------------------|------------------------|--------------------------------|-----------------------------|----------------|----------------|
| 50 SX 11-12 | 452.04.230.010 | - | 000.50.000.931 | - | - | - |
| 50 SXS 11-12 | 452.04.230.010 | - | 000.50.000.931 | - | - | - |
| 50 SX 13-14 | 452.04.230.010 | - | 000.50.000.931 | - | 452.32.110.033 | - |
| 50 SXS 13-14 | 452.04.230.010 | - | 000.50.000.931 | - | - | - |
| 65 SX 11-14 | 452.04.230.010 | - | 000.50.000.931 | 000.50.000.947 | 462.32.010.010 | - |
| 65 SXS 11-14 | 452.04.230.010 | - | 000.50.000.931 | 000.50.000.947 | 462.32.010.010 | - |
| 85 SX 11-12 | 470.04.230.010 | - | 000.50.000.931 | 000.50.000.942 | 470.32.010.010 | - |
| 85 SX 13-14 | 470.04.230.010 | - | 000.50.000.931 | 000.50.000.942 | 470.32.010.010 | - |
| 85 SXS 13-14 | 470.04.230.010 | - | 000.50.000.931 | 000.50.000.942 | 470.32.010.010 | - |
| 105 SX 11 | 470.04.230.010 | - | 000.50.000.931 | 000.50.000.942 | 470.32.010.010 | - |
| 125 SX 11 | 548.04.230.210 | - | 000.50.000.930 | 000.50.000.943 | 503.32.011.110 | - |
| 125 SX 12 | 548.04.230.210 | - | 000.50.000.930 | 000.50.000.943 | 503.32.011.110 | - |
| 125 SX 13-14 | 548.04.230.210 | - | 000.50.000.930 | 000.50.000.943 | 503.32.011.110 | - |
| 150 SX/XC 11 | 548.04.230.210 | - | 000.50.000.930 | 000.50.000.943 | 503.32.011.210 | - |
| 150 SX/XC 12-14 | 548.04.230.210 | - | 000.50.000.930 | 000.50.000.943 | 503.32.011.210 | - |
| 250 SX/XC 11 | 548.04.230.210 | - | 000.50.000.930 | 000.50.000.940 | 548.32.011.010 | - |
| 250 SX/XC 12 | 548.04.230.210 | - | 000.50.000.930 | 000.50.000.940 | 548.32.011.010 | - |
| 250 SX/XC 13-14 | 548.04.230.210 | - | 000.50.000.930 | 000.50.000.940 | 548.32.011.110 | - |
| 250 SX-F/XC-F 11-12 | 548.04.230.210 | 000.50.000.081 | 000.50.000.930 | 000.50.000.941 | 770.32.011.010 | 770.36.030.110 |
| 250 SX-F/XC-F 13-14 | 548.04.230.210 | 000.50.000.083 | 000.50.000.930 | 000.50.000.941 | 781.32.010.010 | 777.36.030.010 |
| 350 SX-F/XC-F 11-12 | 548.04.230.210 | 000.50.000.083 | 000.50.000.930 | 000.50.000.941 | 781.32.010.010 | 772.36.030.010 |
| 350 SX-F/XC-F 13-14 | 548.04.230.210 | 000.50.000.083 | 000.50.000.930 | 000.50.000.941 | 781.32.010.010 | 778.36.060.010 |
| 450 SX-F 11 | 548.04.230.210 | 000.50.000.064 | 000.50.000.930 | 000.50.000.945 | 773.32.011.010 | 773.36.030.210 |
| 450 SX-F 12 | 548.04.230.210 | 000.50.000.064 | 000.50.000.930 | 000.50.000.945 | 781.32.011.110 | 773.36.030.210 |
| 450 SX-F/XC-F 13 | 765.04.230.010 | 789.38.015.010 | 000.50.000.930 | 000.50.000.941 | 781.32.011.110 | 789.36.030.010 |
| 450 SX-F/XC-F 14 | 765.04.230.010 | 789.38.015.010 | 000.50.000.930 | 000.50.000.941 | 789.32.010.033 | 789.36.030.010 |
| 450 SMR 12 | 548.04.230.210 | 000.50.000.084 | 000.50.000.930 | 000.50.000.945 | 773.32.011.110 | 773.36.030.210 |
| 450 SMR 13-14 | 548.04.230.210 | 789.38.015.010 | 000.50.000.930 | 000.50.000.941 | 789.32.010.033 | 789.36.030.010 |
| 200 XC-W 11 | 548.04.230.210 | - | 000.50.000.930 | 000.50.000.943 | 503.32.011.210 | - |
| 200 XC-W 12-14 | 548.04.230.210 | - | 000.50.000.930 | 000.50.000.943 | 503.32.011.210 | - |
| 250 XC-W 11 | 548.04.230.210 | - | 000.50.000.930 | 000.50.000.940 | 548.32.011.010 | - |
| 250 XC-W 12 | 548.04.230.210 | - | 000.50.000.930 | 000.50.000.940 | 548.32.011.010 | - |
| 250 XC-W 13-14 | 548.04.230.210 | - | 000.50.000.930 | 000.50.000.940 | 548.32.011.110 | - |
| 300 XC-W 11 | 548.04.230.210 | - | 000.50.000.930 | 000.50.000.940 | 548.32.011.010 | - |
| 300 XC-W 12 | 548.04.230.210 | - | 000.50.000.930 | 000.50.000.940 | 548.32.011.010 | - |
| 300 XC-W 13-14 | 548.04.230.210 | - | 000.50.000.930 | 000.50.000.940 | 548.32.011.110 | - |
| 250 XCF-W 11 | 548.04.230.210 | 770.38.015.010 | 000.50.000.930 | 000.50.000.941 | 770.32.011.010 | 770.36.030.110 |
| 250 XCF-W 12-13 | 548.04.230.210 | 770.38.015.010 | 000.50.000.930 | 000.50.000.941 | 770.32.011.010 | 770.36.030.110 |
| 250 XCF-W 14 | 548.04.230.210 | 000.50.000.083 | 000.50.000.930 | 000.50.000.941 | 775.32.010.033 | 770.36.030.110 |
| 350 XC-W/EXC-F 12-13 | 548.04.230.210 | 000.50.000.083 | 000.50.000.930 | 000.50.000.941 | 781.32.010.110 | 775.36.030.010 |
| 350 XC-W/EXC-F 14 | 548.04.230.210 | 000.50.000.083 | 000.50.000.930 | 000.50.000.941 | 781.32.010.110 | 775.36.030.010 |
| 400 XC-W 11 | 594.04.230.110 | 000.50.000.066 | 000.50.000.930 | 000.50.000.941 | 780.32.011.110 | 780.36.030.010 |
| 450 XC-W/EXC 11 | 594.04.230.110 | 000.50.000.066 | 000.50.000.930 | 000.50.000.941 | 780.32.011.110 | 780.36.030.010 |
| 450 XC-W 12-13 | 594.04.230.110 | 789.38.015.010 | 000.50.000.930 | 000.50.000.941 | 781.32.011.110 | 780.36.030.010 |
| 450 XC-W 14 | 594.04.230.110 | 789.38.015.010 | 000.50.000.930 | 000.50.000.941 | 789.32.010.033 | 781.36.030.010 |
| 500 XC-W/EXC 12-13 | 594.04.230.110 | 789.38.015.010 | 000.50.000.930 | 000.50.000.941 | 781.32.011.110 | 780.36.030.010 |
| 500 XC-W/EXC 14 | 594.04.230.110 | 789.38.015.010 | 000.50.000.930 | 000.50.000.941 | 789.32.010.033 | 781.36.030.010 |
| 530 XC-W/EXC 11 | 594.04.230.110 | 000.50.000.066 | 000.50.000.930 | 000.50.000.941 | 780.32.011.110 | 780.36.030.010 |

| MODELS | PISTON KIT | WATER PUMP REP. KIT | PRE-OILED AIR FILTER | LINKAGE BEARING REP. KIT FRONT | LINKAGE BEARING REP. KIT REAR | PULL ROD BEARING REP. KIT |
|----------------------|--|---------------------|----------------------|--------------------------------|-------------------------------|---------------------------|
| 50 SX 11-12 | 000.50.000.208 (I), 000.50.000.209 (II) | 548.35.055.010 | - | - | - | - |
| 50 SXS 11-12 | 000.50.000.208 (I), 000.50.000.209 (II) | 548.35.055.010 | - | - | - | - |
| 50 SX 13-14 | 000.50.000.208 (I), 000.50.000.209 (II) | 548.35.055.010 | - | - | - | - |
| 50 SXS 13-14 | 000.50.000.208 (I), 000.50.000.209 (II) | 548.35.055.010 | - | - | - | - |
| 65 SX 11-14 | 000.50.000.202 (I), 000.50.000.203 (II) | 548.35.055.010 | - | - | - | - |
| 65 SXS 11-14 | 000.50.000.202 (I), 000.50.000.203 (II) | 548.35.055.010 | - | - | - | - |
| 85 SX 11-12 | 000.50.000.204 (I), 000.50.000.205 (II) | 470.35.055.010 | 590.06.015.000/A | - | - | - |
| 85 SX 13-14 | 000.50.000.204 (I), 000.50.000.205 (II) | 470.35.055.010 | 772.06.015.000/A | - | - | - |
| 85 SXS 13-14 | 000.50.000.204 (I), 000.50.000.205 (II) | 470.35.055.010 | 772.06.015.000/A | - | - | - |
| 105 SX 11 | - | 470.35.055.010 | 590.06.015.000/A | - | - | - |
| 125 SX 11 | 000.50.000.010 (I), 000.50.000.002 (II) | 548.35.055.115 | 772.06.015.000/A | - | - | - |
| 125 SX 12 | 000.50.000.010 (I), 000.50.000.002 (II) | 548.35.055.115 | 772.06.015.000/A | 772.04.080.090 | 772.04.080.100 | 772.04.083.010 |
| 125 SX 13-14 | 000.50.000.010 (I), 000.50.000.002 (II) | 548.35.055.115 | 772.06.015.000/A | 772.04.080.090 | 772.04.080.110 | 772.04.083.010 |
| 150 SX/XC 11 | 000.50.000.206 (I), 000.50.000.207 (II) | 548.35.055.115 | 772.06.015.000/A | - | - | - |
| 150 SX/XC 12-14 | 000.50.000.206 (I), 000.50.000.207 (II) | 548.35.055.115 | 772.06.015.000/A | 772.04.080.090 | 772.04.080.100 | 772.04.083.010 |
| 250 SX/XC 11 | 000.50.000.011 (I), 000.50.000.003 (II) | 548.35.055.110 | 772.06.015.000/A | - | - | - |
| 250 SX/XC 12 | 000.50.000.011 (I), 000.50.000.003 (II) | 548.35.055.110 | 772.06.015.000/A | 772.04.080.090 | 772.04.080.100 | 772.04.083.010 |
| 250 SX/XC 13-14 | 000.50.000.011 (I), 000.50.000.003 (II) | 548.35.055.010 | 772.06.015.000/A | 772.04.080.090 | 772.04.080.110 | 772.04.083.010 |
| 250 SX-F/XC-F 11-12 | 000.50.000.222 (I), 000.50.000.223 (II) | 770.35.055.010 | 772.06.015.000/A | 772.04.080.090 | 772.04.080.100 | 772.04.083.010 |
| 250 SX-F/XC-F 13-14 | 000.50.000.222 (I), 000.50.000.223 (II) | 772.35.055.010 | 772.06.015.000/A | 772.04.080.090 | 772.04.080.110 | 772.04.083.010 |
| 350 SX-F/XC-F 11-12 | 000.50.000.220 (I), 000.50.000.221 (II) | 772.35.055.010 | 772.06.015.000/A | 772.04.080.090 | 772.04.080.100 | 772.04.083.010 |
| 350 SX-F/XC-F 13-14 | 000.50.000.220 (I), 000.50.000.221 (II) | 772.35.055.010 | 772.06.015.000/A | 772.04.080.090 | 772.04.080.110 | 772.04.083.010 |
| 450 SX-F 11 | 000.50.000.218 (I), 000.50.000.219 (II) | 773.35.055.010 | 772.06.015.000/A | 772.04.080.090 | 772.04.080.100 | 772.04.083.010 |
| 450 SX-F 12 | 000.50.000.218 (I), 000.50.000.219 (II) | 773.35.055.010 | 772.06.015.000/A | 772.04.080.090 | 772.04.080.100 | 772.04.083.010 |
| 450 SX-F/XC-F 13 | 000.50.000.218 (I), 000.50.000.219 (II) | 812.35.055.015 | 772.06.015.000/A | 772.04.080.090 | 772.04.080.110 | 772.04.083.010 |
| 450 SX-F/XC-F 14 | 000.50.000.218 (I), 000.50.000.219 (II) | 812.35.055.015 | 772.06.015.000/A | 772.04.080.090 | 772.04.080.110 | 772.04.083.010 |
| 450 SMR 12 | 000.50.000.218 (I), 000.50.000.219 (II) | 773.35.055.010 | 772.06.015.000/A | 772.04.080.090 | 772.04.080.100 | 772.04.083.010 |
| 450 SMR 13-14 | 000.50.000.218 (I), 000.50.000.219 (II) | 812.35.055.015 | 772.06.015.000/A | 772.04.080.090 | 772.04.080.110 | 772.04.083.010 |
| 200 XC-W 11 | 000.50.000.012 (I), 000.50.000.004 (II) | 548.35.055.115 | 780.06.015.000/A | - | - | - |
| 200 XC-W 12-14 | 000.50.000.012 (I), 000.50.000.004 (II) | 548.35.055.115 | 772.06.015.000/A | - | - | - |
| 250 XC-W 11 | 000.50.000.011 (I), 000.50.000.003 (II) | 548.35.055.110 | 780.06.015.000/A | - | - | - |
| 250 XC-W 12 | 000.50.000.011 (I), 000.50.000.003 (II) | 548.35.055.110 | 772.06.015.000/A | - | - | - |
| 250 XC-W 13-14 | 000.50.000.011 (I), 000.50.000.003 (II) | 548.35.055.110 | 772.06.015.000/A | - | - | - |
| 300 XC-W 11 | 000.50.000.009 (I), 000.50.000.001 (II) | 548.35.055.110 | 780.06.015.000/A | - | - | - |
| 300 XC-W 12 | 000.50.000.009 (I), 000.50.000.001 (II) | 548.35.055.110 | 772.06.015.000/A | - | - | - |
| 300 XC-W 13-14 | 000.50.000.009 (I), 000.50.000.001 (II) | 548.35.055.110 | 772.06.015.000/A | - | - | - |
| 250 XCF-W 11 | 000.50.000.033 (I), 000.50.000.013 (II) | 770.35.055.010 | 780.06.015.000/A | - | - | - |
| 250 XCF-W 12-13 | 000.50.000.033 (I), 000.50.000.013 (II) | 770.35.055.010 | 772.06.015.000/A | - | - | - |
| 250 XCF-W 14 | 000.50.000.222 (I), 000.50.000.223 (II) | 770.35.055.010 | 772.06.015.000/A | - | - | - |
| 350 XC-W/EXC-F 12-13 | 000.50.000.200 (I), 000.50.000.201 (II) | 772.35.055.010 | 772.06.015.000/A | - | - | - |
| 350 XC-W/EXC-F 14 | 775.30.007.010.I (I), 775.30.007.010.II (II) | 772.35.055.010 | 772.06.015.000/A | - | - | - |
| 400 XC-W 11 | 000.60.000.032 (I), 000.60.000.033 (II) | - | 780.06.015.000/A | - | - | - |
| 450 XC-W/EXC 11 | 000.50.000.030 (I), 000.50.000.214 (II) | - | 780.06.015.000/A | - | - | - |
| 450 XC-W 12-13 | 000.50.000.216 (I), 000.50.000.217 (II) | 812.35.055.015 | 772.06.015.000/A | - | - | - |
| 450 XC-W 14 | 781.30.007.010.I (I), 781.30.007.010.II (II) | 812.35.055.015 | 772.06.015.000/A | - | - | - |
| 500 XC-W/EXC 12-13 | 000.50.000.211 (I), 000.50.000.212 (II) | 812.35.055.015 | 772.06.015.000/A | - | - | - |
| 500 XC-W/EXC 14 | 000.50.000.211 (I), 000.50.000.212 (II) | 812.35.055.015 | 772.06.015.000/A | - | - | - |
| 530 XC-W/EXC 11 | 000.50.000.028 (I), 000.50.000.213 (II) | - | 780.06.015.000/A | - | - | - |

READY TO RACE
»» www.ktm.com

Always consult your local authorized KTM dealer for the range of conversion parts, replacement parts, necessary mounting parts, as well as any and all part options for your particular KTM model.

KTM IS NOT LIABLE FOR IMPROPER INSTALLATION OR USE OF ANY OF ITS PRODUCTS.

Please follow all instructions provided. Professional advice and proper installation of the KTM PowerParts by an authorized KTM dealer are essential to provide maximum safety and function. KTM reserves the right to alter or discontinue without replacement, equipment, technical details, colors, pricing, materials, services, service work etc. without notice and without reason, as well as to cease production of certain models without prior notice. For this reason, we recommend you ask your local authorized KTM dealer for further information before ordering or purchasing a specific PowerPart.

KTM is not responsible for printing errors. Most of the items in this catalog have been designed/developed especially for the needs and demands of off-road/motocross racing, intended for use only in closed course competition. Some modifications may void your motorcycle's original certification status, please contact an authorized KTM dealer for more information.



[facebook.ktm.com/ktmusa](https://facebook.com/ktmusa)



www.twitter.com/ktmusa

KTM POWERPARTS
KTM POWERWEAR
KTM ORIGINAL SPARE PARTS
KTM RiDE ORANGE

KTM North America Inc.
1119 Milan Ave Amherst, OH 44001
38429 Innovation Court Murrieta, CA 92563
1375-1 Marie Victorin, St. Bruno, Quebec J3V 6B7
www.facebook.com/ktmusa www.twitter.com/ktmusa



www.kiska.com

MADE IN AUSTRIA

Art.Nr.: U6914PPO



U 6 9 1 4 P P O

KTM
AUTHORIZED DEALER

Copyright 2013 KTM North America

© 2013 KTM-Sportmotor AG

Photos: S. Carby, M. Kariya, C. LaDurelle, H. Mitterbauer, M. Maragoni, P. Savelle

